

PRODUCT QUICK GUIDE

NON-CCTV PRODUCTS

VIDEO INTERCOM, ACCESS CONTROL, SPEED GATE AND TURNSTILE,
SECURITY ALARM AND INTELLIGENT SECURITY INSPECTION

January-June 2023

HIKVISION[®]

CONTENTS

001

Video Intercom

- 002** IP Series
- 022** 2-wire Series
- 029** 4-wire Series
- 031** Kit
- 036** Accessories

042

Access Control

- 044** MinMoe Face Recognition Terminal
- 056** Fingerprint / Card Terminal
- 066** Access Controller
- 069** Reader
- 073** Card / Fingerprint / Face Enroller
- 075** Elevator Controller
- 076** Access Control Secure Module
- 085** Management Software

088

Speed Gate and Turnstile

- 092** Tripod Turnstile
- 093** Swing Barrier
- 096** Flap Barrier
- 097** Full-height Turnstile

101

Security Alarm

- 103** AX PRO Wireless Intrusion Alarm
- 124** AX Hybrid PRO Wired Intrusion Alarm
- 136** Emergency Alarm

143

Intelligent Security Inspection

- 146** X-ray Inspection System
- 148** Walk-through Metal Detector
- 150** Intelligent Security Inspection Analyzer

VIDEO INTERCOM

002 IP Series

022 2-wire Series

029 4-wire Series

031 Kit

036 Accessories



Video Intercom

IP Series

A Simple Touch - Step Up to a New Level of Convenience

This advanced video intercom system from Hikvision makes communication more personal, more pleasant, and more intuitive than ever before.

> Excellent Image Quality

- WDR, Wide FOV, High resolution, night vision

> Intelligent Authentication

- Various verification methods: Face / fingerprint /card / pin code

> Mobile Control

- Easy to integrate all kinds of Hikvision systems in one app
- Safe, stable and efficient with proprietary Cloud Server
- Video chat with visitors and open locks remotely
- Supports sharing device configuration pages via Hik-Connect App

> Convergence

- All-in-one management
- Open Android Platform for third-party app integration
- Built-in Hik-Connect to manage all Hikvision products with visual interface

> Easy to use

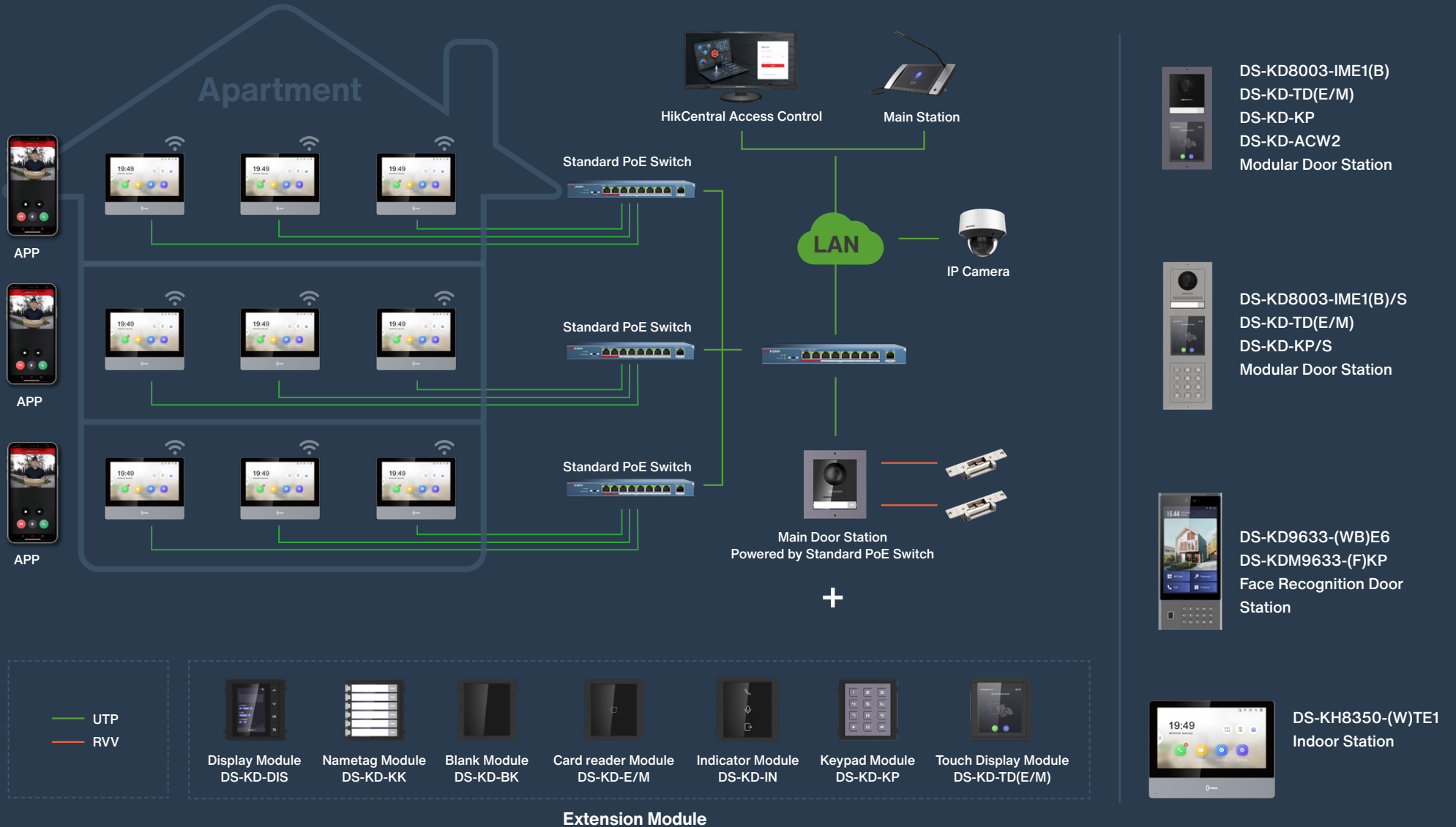
- Friendly touchscreen and intuitive operation for better experience

> Cloud-based intercom

- Lower cost and more convenient
- Lightweight design & easy to deploy/use
- Mobile friendly & safe & conveniently

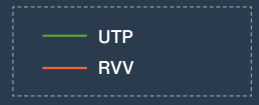
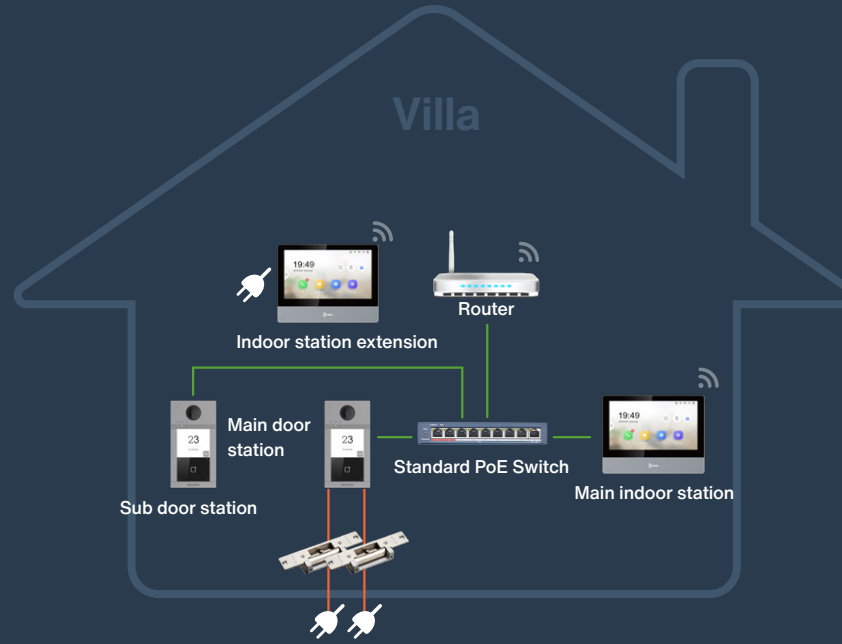


IP Series Video Intercom Apartment Solution



IP Series Video Intercom

Villa Solution



DS-KH8350-(W)TE1
DS-KH6320-WTE1
Indoor Station



DS-KV61X3-(W)PE1(C)
DS-KV8X13-WME1(C)
Door Station


IP Series Video Intercom

Cloud-based Intercom Solution



Benefits

Secure your entry points smartly with remote intercom management even without an indoor station.



Residents

Mobile friendly & Safe & Conveniently



Security Professionals

Lower Cost & More Convenient



Property Managers

Lightweight Design & Easy to Deploy / Use

IP Series Video Intercom

All-in-one Management





Network camera system

- Camera live viewing
- Video record playback



Access control system

- Unlocking doors remotely
- Access records checking



Intrusion alarm system

- Stay/away arming
- Disarming
- Clearing alarm
- 7s video verification



All-in-one indoor station



Video intercom system

- Camera live viewing
- Receiving intercom calls
- Calling management center

Product Specifications

- 7-inch TFT touch screen/ 10-inch IPS touch screen
- 4-core SoC for better performance
- New user interface

Android System (Version 10)

- Supports Android APP installation
- Supports third-party software integration

Built-in Hik-Connect App

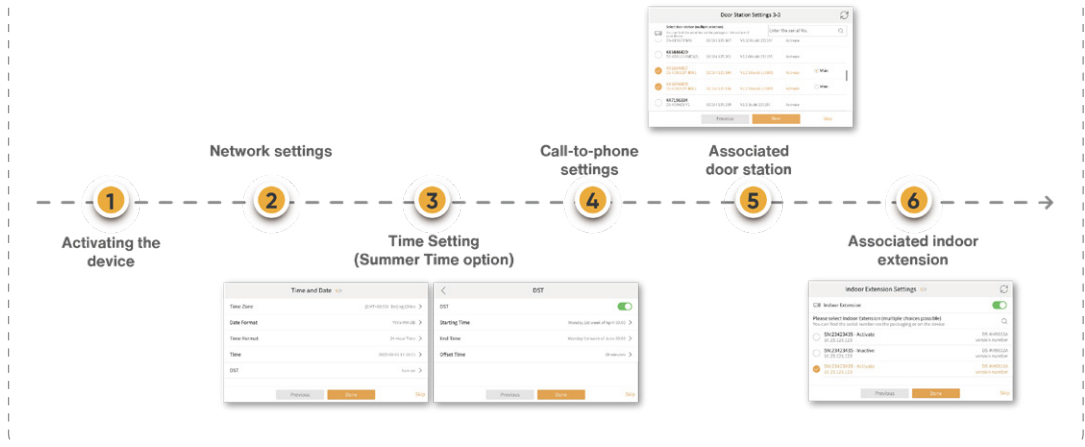
- For all-in-one management of Hikvision's devices on a tablet

IP Series Video Intercom

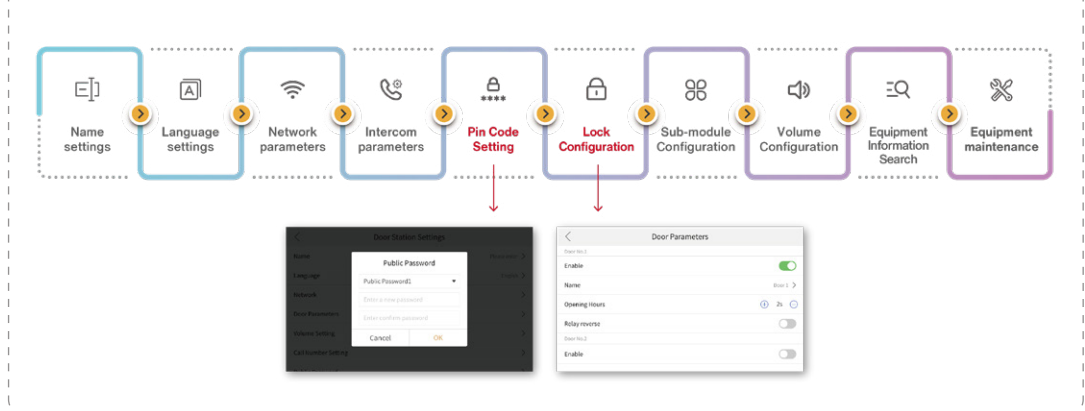
Easy UI 2.0



• Quick setup with easy wizard 2.0



• On-device configuration without PC



IP Series Video Intercom

SIP Phone Family



DS-KP9301-HE1



DS-KP8200-HE1







DS-KP8000-(W)HE1







DS-KP6000-HE1






Note:






SIP phones require 3rd-party servers to function properly
 SIP phones cannot be managed by iVMS-4200 or HikCentral

Product Catalogue	Video & Audio	Screen size & Resolution	Lines	System
Ultra series  DS-KP9301 series	Video & Audio	7-inch & 1024x600	20	Android 9
Pro series  DS-KP8200 series	Video & Audio	4.3-inch & 480x272	20	Linux
Pro series  DS-KP8000 series	Video & Audio	2.8-inch & 320x240	6	Linux
Value series  DS-KP6000 series	Audio	2.3-inch & 128x48 Dot-matrix	4	Linux

Indoor Station

Model	DS-KH9310-WTE1(B)	DS-KH9510-WTE1(B)	DS-KH8350-TE1	DS-KH8350-WTE1
Image	 Indoor Station	 Indoor Station	 Indoor Station	 Indoor Station
Processor	High-Performance Embedded SOC processor	High-Performance Embedded SOC processor	High-Performance Embedded SOC Processor	High-Performance Embedded SOC Processor
Operation System	Embedded Android operation system	Embedded Android operation system	Embedded Linux Operation System	Embedded Linux Operation System
Display Screen	7-Inch Colorful TFT LCD	10.1-Inch Colorful IPS	7-inch colorful IPS LCD	7-inch colorful IPS LCD
Display Resolution	1024 × 600	1024 × 600	1024 × 600	1024 × 600
Operation Method	Capacitive Touch Screen	Capacitive Touch Screen	Capacitive Touch screen, Physical Button	Capacitive Touch screen, Physical Button
Operation Interface	-	-	New UI V2.0: User Friendly Design	New UI V2.0: User Friendly Design
Audio Input	Built-in Omnidirectional Microphone	Built-in Omnidirectional Microphone	Built-in Omnidirectional Microphone	Built-in Omnidirectional Microphone
Audio Output	Built-in Loudspeaker	Built-in Loudspeaker	Built-in Loudspeaker	Built-in Loudspeaker
Audio Compression Standard	G.711 U, G.711 A	G.711 U, G.711 A	G.711 U	G.711 U
Audio Compression Rate	64 Kbps	64 Kbps	64 Kbps	64 Kbps
Audio Quality	Noise Suppression and Echo Cancellation	Noise Suppression and Echo Cancellation	Noise Suppression and Echo Cancellation	Noise Suppression and Echo Cancellation
Ethernet	10/100 Mbps Self-adaptive Network	10/100 Mbps Self-adaptive Network	10/100 Mbps Self-adaptive Network	10/100 Mbps Self-adaptive Network
Network Protocol	TCP/IP, SIP, RTSP	TCP/IP, SIP, RTSP	TCP/IP, SIP, RTSP	TCP/IP, SIP, RTSP
Alarm Input	9-ch Alarm Inputs	9-ch Alarm Inputs	8-ch Alarm Inputs	8-ch Alarm Inputs
Network Interface	1 RJ-45 10/100 Mbps Self-Adaptive	1 RJ-45 10/100 Mbps Self-Adaptive	1 RJ-45 10/100 Mbps Self-adaptive	1 RJ-45 10/100 Mbps Self-adaptive
RS-485	1	1	Supported	Supported
I/O Output	2	2	2	2
TF Card (Micro SD Card)	-	-	Max to 128 G, SD 2.0 or Lower Version	Max to 128 G, SD 2.0 or Lower Version
Power Supply	12V DC, PoE(IEEE 802.3af)	12V DC, PoE(IEEE 802.3af)	12 VDC, PoE(IEEE 802.3af)	12 VDC, PoE(IEEE 802.3af)
Power Consumption	≤ 8 W	≤ 8 W	≤ 7 W	≤ 7 W
Working Temperature	10 °C to 50 °C (14 °F to 122 °F)	10 °C to 50 °C (14 °F to 122 °F)	-10 °C to 55 °C (14 °F to 131 °F)	-10 °C to 55 °C (14 °F to 131 °F)
Working Humidity	10% to 90%	10% to 90%	10 % to 90 %	10 % to 90 %
Dimensions (L × W × H)	187 mm × 137 mm × 25.7 mm (7.36" × 5.39" × 1.01")	254 mm × 166 mm × 26.65 mm (10.0" × 6.54" × 1.05")	180 mm × 140 mm × 22.4 mm (7.09" × 5.51" × 0.88")	180 mm × 140 mm × 22.4 mm (7.09" × 5.51" × 0.88")
Certification	CE, C-TICK, ROHS, REACH, WEEE, CB, RCM, FCC, IC, UL, LOA	CE, C-TICK, ROHS, REACH, WEEE, CB, RCM, FCC, IC, UL, LOA	FCC, CE, C-TICK, ROHS, REACH, WEEE, UL, CB, RCM	FCC, CE, C-TICK, ROHS, REACH, WEEE, UL, CB, RCM
4-Wire Interface	-	-	-	-





Model	DS-KH8520-WTE1	DS-KH6320-TE1	DS-KH6320-WTE1	DS-KH6320-TDE1	DS-KH6320-WTDE1
Image	 Indoor Station	 Indoor Station	 Indoor Station	 Indoor Station	 Indoor Station
Processor	High-Performance Embedded SOC Processor	High-Performance Embedded SOC Processor	High-Performance Embedded SOC Processor	High-Performance Embedded SOC processor	High-Performance Embedded SOC processor
Operation System	Embedded Linux Operation System	Embedded Linux Operation System	Embedded Linux Operation System	Embedded Linux Operation System	Embedded Linux Operation System
Display Screen	10.1-inch colorful TFT LCD	7-Inch Colorful TFT LCD	7-Inch Colorful TFT LCD	7-Inch Colorful TFT LCD	7-Inch Colorful TFT LCD
Display Resolution	1024 × 600	1024 × 600	1024 × 600	1024 × 600	1024 × 600
Operation Method	Capacitive Touch screen	Capacitive Touch screen	Capacitive Touch screen	Capacitive Touch Screen	Capacitive Touch Screen
Operation Interface	New UI V2.0: User Friendly Design	New UI V2.0: User Friendly Design	New UI V2.0: User Friendly Design	New UI V2.0: User friendly design	New UI V2.0: User friendly design
Audio Input	Built-in Omnidirectional Microphone	Built-in Omnidirectional Microphone	Built-in Omnidirectional Microphone	Built-in Omnidirectional Microphone	Built-in Omnidirectional Microphone
Audio Output	Built-in Loudspeaker	Built-in Loudspeaker	Built-in Loudspeaker	Built-in Loudspeaker	Built-in Loudspeaker
Audio Compression Standard	G.711 U	G.711 U, G.711 A	G.711 U, G.711 A	G.711 U, G.711 A	G.711 U, G.711 A
Audio Compression Rate	64 Kbps	64 Kbps	64 Kbps	64 Kbps	64 Kbps
Audio Quality	Noise Suppression and Echo Cancellation	Noise Suppression and Echo Cancellation	Noise Suppression and Echo Cancellation	Noise Suppression and Echo Cancellation	Noise Suppression and Echo Cancellation
Ethernet	10/100 Mbps Self-adaptive Network	10/100 Mbps Self-adaptive Network	10/100 Mbps Self-adaptive Network	10/100 Mbps self-adaptive network	10/100 Mbps self-adaptive network
Network Protocol	TCP/IP, SIP, RTSP	TCP/IP, SIP, RTSP	TCP/IP, SIP, RTSP	TCP/IP, SIP, RTSP	TCP/IP, SIP, RTSP
Alarm Input	8-ch Alarm Inputs	8-ch Alarm Inputs	8-ch Alarm Inputs	NA	2-ch alarm Inputs
Network Interface	1 RJ-45 10/100 Mbps Self-adaptive	1 RJ-45 10/100 Mbps Self-adaptive	1 RJ-45 10/100 Mbps Self-adaptive	1 RJ-45 10/100 Mbps self-adaptive	1 RJ-45 10/100 Mbps self-adaptive
RS-485	Supported	-	1	-	1
I/O Output	2	-	2	-	2
TF Card (Micro SD Card)	Max to 128 G, SD 2.0 or Lower Version	Max to 128 G, SD 2.0 or Lower Version	Max to 128 G, SD 2.0 or Lower Version	Max to 128 G, SD 2.0 or lower version	Max to 128 G, SD 2.0 or lower version
Power Supply	12 VDC, PoE (IEEE 802.3af)	12 VDC, PoE (IEEE 802.3af)	12 VDC, PoE (IEEE 802.3af)	IEEE802.3af, Standard PoE, 12 VDC	IEEE802.3af, Standard PoE, 12 VDC
Power Consumption	≤ 6 W	≤ 6 W	≤ 6 W	≤ 6 W	≤ 6 W
Working Temperature	-10 °C to 50 °C (14 °F to 122 °F)	-10 °C to 50 °C (14 °F to 122 °F)	-10 °C to 55°C (14°F to 131°F)	-10 °C to 50 °C (14 °F to 122 °F)	-10 °C to 50 °C (14 °F to 122 °F)
Working Humidity	10 % to 90 %	10 % to 90 %	10 % to 90 %	10 % to 90 % (no-condensing)	10 % to 90 % (no-condensing)
Dimensions (L × W × H)	254 mm × 166 mm × 22.55 mm (10.0" × 6.5" × 0.89")	200 mm × 140 mm × 15.1 mm (7.9" × 5.5" × 0.6")	200 mm × 140 mm × 15.1 mm (7.9" × 5.5" × 0.6")	200 mm × 140 mm × 23.6 mm (7.9" × 5.5" × 0.9")	200 mm × 140 mm × 23.6 mm (7.9" × 5.5" × 0.9")
Certification	FCC, CE, C-TICK, ROHS, REACH, WEEE, UL, CB, RCM	CE, C-TICK, ROHS, REACH, WEEE, CB, RCM, FCC, UL	CE, C-TICK, ROHS, REACH, WEEE, CB, RCM, FCC, UL	CE, ROHS, REACH, WEEE, CB, RCM, FCC, UL, UKCA, IC	CE, ROHS, REACH, WEEE, CB, RCM, FCC, UL, UKCA, IC
4-Wire Interface	-	-	-	2	2

Model	DS-KH6350-WTE1	DS-KH6350-TE1	DS-KH6351-WTE1	DS-KH6351-TE1	DS-KH6320-LE1(B)	DS-KH6320-LE1(B)/White
Image	 HOT					
	Indoor Station	Indoor Station	Indoor Station	Indoor Station	Indoor Station	Indoor Station
Processor	High-Performance Embedded SOC processor	High-Performance Embedded SOC processor	High-Performance Embedded SOC processor	High-Performance Embedded SOC processor	High-Performance Embedded SOC processor	High-Performance Embedded SOC processor
Operation System	Embedded Linux Operation System	Embedded Linux Operation System	Embedded Linux Operation System	Embedded Linux Operation System	Embedded RTOS operation system	Embedded RTOS operation system
Display Screen	7-Inch Colorful TFT LCD	7-Inch Colorful TFT LCD	7-Inch Colorful TFT LCD	7-Inch Colorful TFT LCD	7-Inch Colorful TFT LCD	7-Inch Colorful TFT LCD
Display Resolution	1024 × 600	1024 × 600	1024 × 600	1024 × 600	1024 × 600	1024 × 600
Operation Method	Capacitive Touch Screen	Capacitive Touch Screen	Capacitive Touch Screen	Capacitive Touch Screen	Capacitive Touch Screen	Capacitive Touch Screen
Operation Interface	New UI V2.0: User friendly design	New UI V2.0: User friendly design	New UI V2.0: User Friendly Design	New UI V2.0: User Friendly Design	-	-
Audio Input	Built-in Omnidirectional Microphone	Built-in Omnidirectional Microphone	Built-in Omnidirectional Microphone	Built-in Omnidirectional Microphone	Built-in Omnidirectional Microphone	Built-in Omnidirectional Microphone
Audio Output	Built-in Loudspeaker	Built-in Loudspeaker	Built-in Loudspeaker	Built-in Loudspeaker	Built-in Loudspeaker	Built-in Loudspeaker
Audio Compression Standard	G.711 U, G.711 A	G.711 U, G.711 A	G.711 U, G.711 A	G.711 U, G.711 A	G.711 U, G.711 A	G.711 U, G.711 A
Audio Compression Rate	64 Kbps	64 Kbps	64 Kbps	64 Kbps	64 Kbps	64 Kbps
Audio Quality	Noise Suppression and Echo Cancellation	Noise Suppression and Echo Cancellation	Noise Suppression and Echo Cancellation	Noise Suppression and Echo Cancellation	Noise Suppression and Echo Cancellation	Noise Suppression and Echo Cancellation
Ethernet	10/100 Mbps self-adaptive network	10/100 Mbps self-adaptive network	10/100 Mbps Self-adaptive Network	10/100 Mbps Self-adaptive Network	10/100 Mbps Self-adaptive Network	10/100 Mbps Self-adaptive Network
Network Protocol	TCP/IP, SIP, RTSP	TCP/IP, SIP, RTSP	TCP/IP, SIP, RTSP	TCP/IP, SIP, RTSP	TCP/IP,RTSP	TCP/IP,RTSP
Alarm Input	8-ch alarm Inputs	8-ch alarm Inputs	8-ch Alarm Inputs	8-ch Alarm Inputs	8-ch Alarm Inputs	8-ch Alarm Inputs
Network Interface	1 RJ-45 10/100 Mbps self-adaptive	1 RJ-45 10/100 Mbps self-adaptive	1 RJ-45 10/100 Mbps self-adaptive	1 RJ-45 10/100 Mbps self-adaptive	1 RJ-45 10/100 Mbps Self-Adaptive	1 RJ-45 10/100 Mbps Self-Adaptive
RS-485	1	-	1	-	-	-
I/O Output	2	-	2	-	-	-
TF Card (Micro SD Card)	Max to 128G, SD 2.0 or lower version	Max to 128G, SD 2.0 or lower version	Max to 128 G, SD 2.0 or lower version	Max to 128 G, SD 2.0 or lower version	-	-
Power Supply	12V DC, PoE(IEEE 802.3af)	12V DC, PoE(IEEE 802.3af)	12V DC, PoE(IEEE 802.3af)	12V DC, PoE(IEEE 802.3af)	12V DC, PoE(IEEE 802.3af)	12V DC, PoE(IEEE 802.3af)
Power Consumption	≤ 8 W	≤ 8 W	≤ 3 W	≤ 3 W	≤ 8 W	≤ 8 W
Working Temperature	-10 °C to 50 °C (14 °F to 122 °F)	-10 °C to 50 °C (14 °F to 122 °F)	-10 °C to 50 °C (14 °F to 122 °F)	-10 °C to 50 °C (14 °F to 122 °F)	-10 °C to 50 °C (14 °F to 122 °F)	-10 °C to 50 °C (14 °F to 122 °F)
Working Humidity	10 % to 90 %	10 % to 90 %	10% to 90%	10% to 90%	10% to 90%	10% to 90%
Dimensions (L × W × H)	175 mm × 113.5 mm × 21 mm (6.9" × 4.5" × 0.83")	175 mm × 113.5 mm × 21 mm (6.9" × 4.5" × 0.83")	180 mm × 123 mm × 21 mm (7" × 4.8" × 0.83")	180 mm × 123 mm × 21 mm (7" × 4.8" × 0.83")	200 mm × 140 mm × 23.6 mm (7.87" × 5.51" × 0.93")	200 mm × 140 mm × 23.6 mm (7.87" × 5.51" × 0.93")
Certification	CE, C-TICK, ROHS, REACH, WEEE, CB, RCM, FCC, UL	CE, C-TICK, ROHS, REACH, WEEE, CB, RCM, FCC, UL	CE, ROHS, REACH, WEEE, IC, CB, RCM, FCC, UL	CE, ROHS, REACH, WEEE, IC, CB, RCM, FCC, UL	CE, C-TICK, ROHS, REACH, WEEE, CB, RCM	CE, C-TICK, ROHS, REACH, WEEE, CB, RCM
4-Wire Interface	-	-	-	-	-	-





Model	DS-KD9633-WBE6	DS-KD9633-E6	DS-KD9403-E6	DS-KD9203-FTE6	DS-KD9203-TE6
Image	 NEW Door Station	 NEW Door Station	 HOT Door Station	 Door Station	 Door Station
Processor	Embedded processor	Embedded processor	Embedded processor	Embedded processor	Embedded processor
Operation System	Android 7.1	Android 7.1	Android 7.1	Embedded Linux Operation System	Embedded Linux Operation System
Camera	Low illumination 2 x 2 MP HD colorful camera	Low illumination 2 x 2 MP HD colorful camera	Low illumination 2 x 2 MP HD colorful camera	2 x 2 MP HD camera	2 x 2 MP HD camera
Video Compression Standard	H.264	H.264	H.264	H.264	H.264
Resolution	2 MP	2 MP	2 MP	Main stream:1080 P@30 fps,720 P@30 fps Sub stream: VGA@25 fps, VGA@30 fps	Main stream:1080 P@30 fps,720 P@30 fps Sub stream: VGA@25 fps, VGA@30 fps
Video Frame Rate	-	-	-	PAL 25 FPS NTSC 30 FPS	PAL 25 FPS NTSC 30 FPS
Display Screen	10.1-inch Touch screen Colorful IPS	10.1-inch Touch screen Colorful IPS	8-inch Touch screen Colorful IPS	4.3-Inch Colorful LCD	4.3-Inch Colorful LCD
Display Resolution	1280 x 800	1280 x 800	1280 x 800	800 x 480	800 x 480
Operation Method	Touch screen	Touch screen	Touch screen	Display Screen, Touch Buttons	Display Screen, Touch Buttons
Operation Interface	-	-	-	-	-
Audio Input	Built-in Omnidirectional Microphone	Built-in Omnidirectional Microphone	Built-in Omnidirectional Microphone	Built-in Omnidirectional Microphone	Built-in Omnidirectional Microphone
Audio Output	Built-in Loudspeaker	Built-in Loudspeaker	Built-in Loudspeaker	Built-in Loudspeaker	Built-in Loudspeaker
Audio Compression Standard	G.711 U,G.711 A	G.711 U,G.711 A	G.711 U,G.711 A	G.711 U,G.711 A	G.711 U,G.711 A
Audio Compression Rate	64 Kbps	64 Kbps	64 Kbps	64 Kbps	64 Kbps
Audio Quality	Noise Suppression and Echo Cancellation	Noise Suppression and Echo Cancellation	Noise Suppression and Echo Cancellation	Noise Suppression and Echo Cancellation	Noise Suppression and Echo Cancellation
User capacity	20000	20000	20000	20000	20000
Card capacity	100000	100000	100000	100000	100000
Face capacity	10000	10000	10000	20000	20000
Fingerprint capacity	/	/	/	5000	-
Ethernet	10/100/1000 Mbps self-adaptive Ethernet	10/100/1000 Mbps self-adaptive Ethernet	10/100/1000 Mbps self-adaptive Ethernet	10/100/1000 Mbps Self-Adaptive Ethernet	10/100/1000 Mbps Self-Adaptive Ethernet
Network Protocol	TCP/IP, RTPSP	TCP/IP, RTPSP	TCP/IP, RTPSP	TCP/IP, RSTP	TCP/IP, RSTP
Alarm Input	4 (2 exit buttons and 2 door contacts by default)	4 (2 exit buttons and 2 door contacts by default)	4 (2 exit buttons and 2 door contacts by default)	4	4
Network Interface	2 RJ45 (1 reserved)	2 RJ45 (1 reserved)	2 RJ45 (1 reserved)	1 RJ-45 10/100/1000 Mbps Self-Adaptive Ethernet Interface	1 RJ-45 10/100/1000 Mbps Self-Adaptive Ethernet Interface
RS-485	2 (1 for Hikvision's card reader or elevator controller and 1 for DS-K2M060 by default)	2 (1 for Hikvision's card reader or elevator controller and 1 for DS-K2M060 by default)	2 (1 for Hikvision's card reader or elevator controller and 1 for DS-K2M060 by default)	2	2
Alarm Output	2 (reserved)	2 (reserved)	2 (reserved)	-	-
Wiegand	-	-	-	-	-
USB	2 for internal use only	2 for internal use only	2 for internal use only	-	-
Material	-	-	-	-	-
Power Supply	12 VDC, 2 A	12 VDC, 2 A	12 VDC, 2 A	12 VDC, 1.5A	12 VDC, 1.5A
Power Consumption	≤ 18 W	≤ 18 W	≤ 18 W	≤13 W	≤13 W
Working Temperature	-30 °C to 60 °C [-22 °F to 140 °F]	-30 °C to 60 °C [-22 °F to 140 °F]	-30 °C to 60 °C [-22 °F to 140 °F]	-30 °C to 60 °C [-22 °F to 140 °F]	-30 °C to 60 °C [-22 °F to 140 °F]
Working Humidity	10 % to 90 %	10 % to 90 %	10 % to 90 %	10 % to 90 %	10 % to 90 %
IP Protection Level	IP65 & IK07	IP65 & IK07	IP65	IP65	IP65
Dimensions(L × W × H)	271 mm × 159.2 mm × 26.5 mm [10.7" × 6.3" × 1"]	271 mm × 159.2 mm × 26.5 mm [10.7" × 6.3" × 1"]	244 mm × 145 mm × 26 mm [9.6" × 5.7" × 1"]	373 mm × 124 mm × 43.7 mm [14.69" × 4.88" × 1.72"]	373 mm × 124 mm × 43.7 mm [14.69" × 4.88" × 1.72"]
Certification	FCC, IC, CE, CB, RCM, UL, ROHS, REACH, WEEE, UKCA	FCC, IC, CE, CB, RCM, UL, ROHS, REACH, WEEE, UKCA	FCC, IC, CE, CB, RCM, UL, ROHS, REACH, WEEE, UKCA	FCC, IC, CE, C-TICK, ROHS, REACH, WEEE	FCC, IC, CE, C-TICK, ROHS, REACH, WEEE






Apartment Door Station







Model	DS-KD9203-FE6	DS-KD9203-E6	DS-KD8103-E6	DS-KD8023-E6	DS-KD3003-E6
Image	 Door Station	 Door Station	 Door Station	 Door Station	 Door Station
Processor	Embedded processor	Embedded processor	Embedded processor	Embedded processor	Embedded processor
Operation System	Embedded Linux Operation System	Embedded Linux Operation System	Embedded Linux Operation System	Embedded Linux Operation System	Embedded Linux Operation System
Camera	2 × 2 MP HD camera	2 × 2 MP HD camera	2 MP HD camera	2 MP HD camera	2 MP HD camera
Video Compression Standard	H.264	H.264	H.264	H.264	H.264
Resolution	Main stream:1080 P@30 fps,720 P@30 fps Sub stream: VGA@25 fps, VGA@30 fps	Main stream:1080 P@30 fps,720 P@30 fps Sub stream: VGA@25 fps, VGA@30 fps	Main stream: 1920 × 1080 P ,720 P Sub stream: 640 × 480	Main stream: 1920 × 1080 P ,720 P Sub stream: 640 × 480	Main stream: 1920 × 1080 P ,720 P Sub stream: 640 × 480
Video Frame Rate	PAL 25 FPS NTSC 30 FPS	PAL 25 FPS NTSC 30 FPS	PAL 25 FPS NTSC 30 FPS	PAL 25 FPS NTSC 30 FPS	PAL 25 FPS NTSC 30 FPS
Display Screen	4.3-Inch Colorful LCD	4.3-Inch Colorful LCD	3.5-Inch Colorful LCD	3.5-Inch Colorful LCD	3.5-Inch Colorful LCD
Display Resolution	800 x 480	800 x 480	480 × 320	480 × 320	480 × 320
Operation Method	Display Screen, Touch Buttons	Display Screen, Touch Buttons	Display Screen, Touch Buttons	Display Screen, Touch Buttons	Display Screen, Touch Buttons
Operation Interface	-	-	-	-	-
Audio Input	Built-in Omnidirectional Microphone	Built-in Omnidirectional Microphone	Built-in Omnidirectional Microphone	Built-in Omnidirectional Microphone	Built-in Omnidirectional Microphone
Audio Output	Built-in Loudspeaker	Built-in Loudspeaker	Built-in Loudspeaker	Built-in Loudspeaker	Built-in Loudspeaker
Audio Compression Standard	G.711 U,G.711 A	G.711 U,G.711 A	G.711 U,G.711 A	G.711 U,G.711 A	G.711 U,G.711 A
Audio Compression Rate	64 Kbps	64 Kbps	64 Kbps	64 Kbps	64 Kbps
Audio Quality	Noise Suppression and Echo Cancellation	Noise Suppression and Echo Cancellation	Noise Suppression and Echo Cancellation	Noise Suppression and Echo Cancellation	Noise Suppression and Echo Cancellation
User capacity	10000	10000	2000	2000	2000
Card capacity	25000	25000	10000	10000	10000
Face capacity	5000	5000	-	-	-
Fingerprint capacity	5000	-	-	-	-
Ethernet	10/100/1000 Mbps Self-Adaptive Ethernet	10/100/1000 Mbps Self-Adaptive Ethernet	10/100/1000 Mbps Self-Adaptive Ethernet	10/100/1000 Mbps Self-Adaptive Ethernet	10/100/1000 Mbps Self-Adaptive Ethernet
Network Protocol	TCP/IP, RSTP	TCP/IP, RSTP	TCP/IP, RTSP	TCP/IP, RTSP	TCP/IP, RTSP
Alarm Input	4	4	8	8	8
Network Interface	1 RJ-45 10/100/1000 Mbps Self-Adaptive Ethernet Interface	1 RJ-45 10/100/1000 Mbps Self-Adaptive Ethernet Interface	1 RJ-45 10/100/1000 Mbps Self-Adaptive Ethernet Interface	1 RJ-45 10/100/1000 Mbps Self-Adaptive Ethernet Interface	1 RJ-45 10/100/1000 Mbps Self-Adaptive Ethernet Interface
RS-485	2	2	1	1	1
Alarm Output	-	-	2	2	2
Wiegand	-	-	1	1	1
USB	-	-	-	-	-
Material	-	-	-	-	-
Power Supply	12 VDC, 1.5 A	12 VDC, 1.5 A	12 VDC	12 VDC	12 VDC
Power Consumption	≤13 W	≤13 W	≤10 W	≤10 W	≤10 W
Working Temperature	-30 °C to 60 °C [-22 °F to 140 °F]	-30 °C to 60 °C [-22 °F to 140 °F]	-40 °C to 55 °C [-40 °F to 135 °F]	-40 °C to 55 °C [-40 °F to 135 °F]	-40 °C to 55 °C [-40 °F to 135 °F]
Working Humidity	10 % to 90 %	10 % to 90 %	10 % to 95 %	10% to 95%	10 % to 95 %
IP Protection Level	IP65	IP65	IP65	IP65	IP65
Dimensions(L × W × H)	373 mm × 124 mm × 43.7 mm [14.69" × 4.88" × 1.72"]	373 mm × 124 mm × 43.7 mm [14.69" × 4.88" × 1.72"]	418 mm × 145 mm × 61 mm [16.46" × 5.71" × 2.40"]	418 mm × 145 mm × 59.7 mm [16.46" × 5.71" × 2.35"]	357.3 mm × 124.3 mm × 55.3 mm [14.07" × 4.89" × 2.18"]
Certification	FCC, IC, CE, C-TICK, ROHS, REACH, WEEE	FCC, IC, CE, C-TICK, ROHS, REACH, WEEE	CE, CB, FCC, UL, RCM, IC, LOA, RoHS, Reach, WEEE	CE, CB, FCC, UL, RCM, IC, LOA, RoHS, Reach, WEEE	CE, CB, FCC, UL, RCM, IC, LOA, RoHS, Reach, WEEE

Model	DS-KDM9403-KP	DS-KDM9403-FKP	DS-KDM9633-KP	DS-KDM9633-FKP
Image	 <p>Sub module</p>	 <p>Sub module</p>	 <p>Sub module</p>	 <p>Sub module</p>
Fingerprint capacity	/	5000	/	5000
USB	1 USB type-A, only connect to KD9403	1 USB type-A, only connect to KD9403	1 USB type-C, only connect to KD9633	1 USB type-C, only connect to KD9633
Button	15, keypad.	12, keypad.	15, keypad.	15, keypad.
Working Temperature	-30 °C to 60 °C (-22 °F to 140 °F)	-30 °C to 60 °C (-22 °F to 140 °F)	-30 °C to 60 °C (-22 °F to 140 °F)	-30 °C to 60 °C (-22 °F to 140 °F)
Working Humidity	10 % to 90 %	10% to 90%	10 % to 90 %	10 % to 90 %
IP Protection Level	IP65	IP65	IP65 & IK07	IP65 & IK07
Dimensions(L × W × H)	76 mm x 145 mm x 28 mm (3" x 5.7" x 1.1")	76 mm x 145 mm x 28 mm (3" x 5.7" x 1.1")	74 mm x 159.2 mm x 29.2 mm (2.9" x 6.3" x 1.1")	74 mm x 159.2 mm x 29.2 mm (2.9" x 6.3" x 1.1")

Modular Door Station

Model	DS-KD8003-IME1(B)	DS-KD-TD(M/E)	DS-KD-IN	DS-KD-DIS
Image	 <p>Module Door Station-Main Unit</p>	 <p>Module Door Station-Touch & Display Module</p>	 <p>Module Door Station-Indicator Module</p>	 <p>Modular Door Station-Display Module</p>
Processor	Embedded MCU Processor	Embedded MCU Processor	Embedded MCU Processor	Embedded MCU Processor
Operation System	Embedded Linux Operation System	Embedded Linux Operation System	-	-
Camera	Low Illumination 2 MP HD IR Camera	-	-	-
Video Compression Standard	H.264	-	-	-
Resolution	Main Stream: 1920 × 1080 Sub Stream: 720 × 480	Touch Screen: 4-inch, 480 × 480	-	3.5-inch Screen (320 × 480)
Operation Method	Physical Button	IPS touch screen with IK8 rating	-	Physical Button
Audio Input	Built-in Omnidirectional Microphone	-	-	-
Audio Output	Built-in Loudspeaker(More than 85 dB within 20 cm)	Buzzer	-	-
Audio Compression Standard	G.711 U, G.711 A	-	-	-
Audio Compression Rate	64 Kbps	-	-	-
Audio Quality	Noise Suppression and Echo Cancellation	-	-	-
Internal Card Reader	-	Built-in IC Card Reader	-	-
Light Supplement Mode	IR Supplement	-	-	-
Ethernet	10/100 Mbps Self-Adaptive Ethernet	10/100 Mbps Self-Adaptive Ethernet	-	-
Network Protocol	TCP/IP, RTSP	TCP/IP, RTSP	-	-
I/O Input	4	-	-	-
Power Supply	12 VDC/PoE (IEEE 802.3 af)	12 VDC (Powered by the other module)	12 VDC, POE	12 VDC (Powered by the other module)
Power Consumption	≤ 5 W	≤ 4 W	≤ 2 W	≤ 2.5 W
Working Temperature	-40 °C to 60 °C [-40 °F to 140 °F]	-40 °C to 60 °C [-40 °F to 140 °F]	-40 °C to 55° C [-40° F to 131° F]	-40°C to 60°C [-40°F to 140°F]
Working Humidity	10 % to 95 %	10 % to 95 %	10 % to 95 %	10 % to 95 %
IP Protection Level	IP65	IP65, IK8	IP65	IP65
Dimensions(L × W × H)	98 mm × 99.8 mm × 43.9 mm (3.86" × 3.93" × 1.73")	100 mm × 100 mm × 35 mm (3.94" × 3.94" × 1.38")	98.5 mm × 100 mm × 33.7 mm (3.87" × 3.95" × 1.33")	98.5 mm × 100 mm × 34.2 mm (3.87" × 3.95" × 1.33")
Certification	CE, C-TICK, ROHS, REACH, WEEE, CB, RCM, FCC, UL, IC	CE, C-TICK, ROHS, REACH, WEEE, CB, RCM, FCC, UL, IC	CE, C-TICK, ROHS, REACH, WEEE, CB, RCM	CE, C-TICK, ROHS, REACH, WEEE, CB, RCM, FCC, UL, IC


Model	DS-KD-INFO	DS-KD-KK	DS-KD-KP	DS-KD-M/E	DS-KD-BK	DS-KD-AL8
Image	 Modular Door Station -Info Module	 <HOT> Module Door Station -Nametag Module	 <HOT> Module Door Station -Keypad Module	 <HOT> Module Door Station -Card Reader Module	 Module Door Station -Blank Module	 <NEW> Module Door Station- Button Extending Module
Processor	Embedded MCU Processor	Embedded MCU Processor	Embedded MCU Processor	Embedded MCU Processor	-	Embedded MCU Processor
Operation Method	-	Physical Button with 4 button covers included	Physical Keypad	-	-	-
Internal Card Reader	-	-	-	Built-in Card Reader	-	-
Power Supply	12 VDC (Powered by the other module)	12 VDC (Powered by the other module)	12 VDC (Powered by the other module)	12 VDC (Powered by the other module)	-	12 VDC (Powered by the other module)
Power Consumption	≤ 1.5 W	≤ 2 W	≤ 1 W	≤ 0.8 W	-	≤ 6 W (full load power consumption of 20-module cascade)
Working Temperature	-20 °C to 60 °C (-4 °F to 140 °F)	-40° C to 55° C (-40° F to 131° F)	-40° C to 55° C (-40° F to 131° F)	-40° C to 55° C (-40° F to 131° F)	-	-30° C to 60° C (-22° F to 140° F)
Working Humidity	10 % to 95 %	10 % to 95 %	10 % to 95 %	10 % to 95 %	-	10% to 90%
IP Protection Level	IP65	IP65	IP65	IP65	-	-
Dimensions(L × W × H)	98.42 mm × 94.4 mm × 33.8 mm (3.87" × 3.72" × 1.34")	98.2 mm × 100.2 mm × 33.7 mm (3.87" × 3.95" × 1.33")	98.5 mm × 100 mm × 33.7 mm (3.87" × 3.95" × 1.33")	98.5 mm × 100 mm × 33.7 mm (3.87" × 3.95" × 1.33")	-	62.2 mm × 55 mm × 18 mm (2.45" × 2.17" × 0.71")
Certification	CE, C-TICK, ROHS, REACH, WEEE, CB, RCM	CE, C-TICK, ROHS, REACH, WEEE, CB, RCM, FCC, UL, IC	CE, C-TICK, ROHS, REACH, WEEE, CB, RCM, FCC, UL, IC	CE, C-TICK, ROHS, REACH, WEEE, CB, RCM, FCC, UL	CE, C-TICK, ROHS, REACH, WEEE, CB, RCM, FCC, UL, IC	


Model	DS-KD8003-IME1(B)/Flush	DS-KD8003-IME1(B)/Surface	DS-KD8003-IME1(B)/S	DS-KD8003-IME1(B)/NS	DS-KD-KK/S	DS-KD-KP/S
Image	 Module Door Station-Main Unit	 Module Door Station-Main Unit	 Modular Door Station-Main Unit	 Modular Door Station-Main Unit	 Extension Module-Nametag Module	 Extension Module-Keypad Module
Processor	High performance embedded SOC processor	High performance embedded SOC processor	High performance embedded SOC processor	High performance embedded SOC processor	Embedded MUC processor	Embedded MUC processor
Operation System	Embedded Linux Operation System	Embedded Linux Operation System	Embedded Linux Operation System	Embedded Linux Operation System	-	-
Camera	2 MP HD camera	2 MP HD camera	2 MP HD camera	2 MP HD camera	-	-
Video Compression Standard	H.264	H.264	H.264	H.264	-	-
Supplement light	Low illumination, IR supplement lights	Low illumination, IR supplement lights	Low illumination, IR supplement lights	Low illumination, IR supplement lights	-	-
Resolution	Main Stream: 1920x1080 Sub Stream: 720x480	Main Stream: 1920x1080 Sub Stream: 720x480	Main Stream: 1920x1080 Sub Stream: 720x480	Main Stream: 1920x1080 Sub Stream: 720x480	-	-
Operation Method	-	-	-	-	Physical Button 6 call buttons, including 4 button covers	Physical Keypad
Audio Input	Built-in Omnidirectional Microphone	Built-in Omnidirectional Microphone	Built-in Omnidirectional Microphone	Built-in Omnidirectional Microphone	-	-
Audio Output	Built-in Loudspeaker	Built-in Loudspeaker	Built-in Loudspeaker	Built-in Loudspeaker	-	-
Audio Compression Standard	G.711 U, G.711 A	G.711 U, G.711 A	G.711 U, G.711 A	G.711 U, G.711 A	-	-
Audio Compression Rate	64 Kbps	64 Kbps	64 Kbps	64 Kbps	-	-
Audio Quality	Noise Suppression and Echo Cancellation	Noise Suppression and Echo Cancellation	Noise Suppression and Echo Cancellation	Noise Suppression and Echo Cancellation	-	-
User capacity	2000	2000	2000	2000	-	-
Ethernet	10/100 Mbps self-adaptive Ethernet	10/100 Mbps self-adaptive Ethernet	10/100 Mbps self-adaptive Ethernet	10/100 Mbps self-adaptive Ethernet	-	-
Network Protocol	TCP/IP, RSTP	TCP/IP, RSTP	TCP/IP, RSTP	TCP/IP, RSTP	-	-
Alarm input	4 (2 exit buttons and 2 door contacts by default)	4 (2 exit buttons and 2 door contacts by default)	4 (2 exit buttons and 2 door contacts by default)	4 (2 exit buttons and 2 door contacts by default)	-	-
Lock control	2	2	2	2	-	-
Power Supply	12 VDC, PoE (IEEE 802.3 af)	12 VDC, PoE (IEEE 802.3 af)	12 VDC, PoE (IEEE 802.3 af)	12 VDC/PoE (IEEE 802.3af)	12 VDC (powered by the other module)	12 VDC (powered by the other module)
Power Consumption	≤ 5 W	≤ 5 W	≤ 5 W	≤ 5 W	≤ 0.8 W	≤ 1 W
Working Temperature	-40 °C to 60 °C (-40 °F to 140 °F)	-40 °C to 60 °C (-40 °F to 140 °F)	-40 °C to 60 °C (-40 °F to 140 °F)	-40 °C to 60 °C (-40 °F to 140 °F)	-40 °C to 55 °C (-40 °F to 131 °F)	-40 °C to 55 °C (-40 °F to 131 °F)
Working Humidity	10 % to 90 %	10 % to 90 %	10 % to 90 %	10 % to 90 %	10 % to 95 %	10 % to 95 %
IP Protection Level	IP65	IP65	IP65	IP65	IP65, IK07	IP65, IK07
Dimensions(L × W × H)	98 mm × 100 mm × 42 mm (3.86" × 3.94" × 1.65")	98 mm × 100 mm × 42 mm (3.86" × 3.94" × 1.65")	98 mm × 100 mm × 42 mm (3.86" × 3.94" × 1.65")	98 mm × 100 mm × 42 mm (3.86" × 3.94" × 1.65")	98.5 mm × 100 mm × 34.2 mm (3.87" × 3.95" × 1.33")	98.2 mm × 100.2 mm × 33.7 mm (3.87" × 3.95" × 1.33")
Certification	CE, C-TICK, ROHS, REACH, WEEE, CB, RCM, FCC, UL, IC	CE, C-TICK, ROHS, REACH, WEEE, CB, RCM, FCC, UL, IC	CE, C-TICK, ROHS, REACH, WEEE, CB, RCM, FCC, UL, IC	CE, C-TICK, ROHS, REACH, WEEE, CB, RCM, FCC, UL, IC	CE, C-TICK, ROHS, REACH, WEEE, CB, RCM, FCC, UL, IC	CE, C-TICK, ROHS, REACH, WEEE, CB, RCM, FCC, UL, IC


Villa Door Station

Vandal-resistant Door Station







Main Station



Model	DS-KV9503-WBE1
Image	 NEW Villa Door Station
Processor	High-Performance Embedded SOC Processor
Operation system	Embedded Linux Operation System
Camera	2x2 MP HD camera
Video compression standard	H.264
Resolution	Main Stream: 1920x1080 Sub Stream: 1280x720
Video frame rate	25fps
Audio input	Built-in Omnidirectional Microphone
Audio output	Built-in Loudspeaker
Audio compression standard	G.711 U, G.711 A
Audio compression rate	64 Kbps
Audio quality	Noise Suppression and Echo Cancellation
Internal card reader	Built-in IC Card Reader
Door magnetic detection	Detects Door Magnetic Status
Light supplement mode	IR Supplement
Ethernet	10/100 Mbps Self-Adaptive Ethernet
Wi-Fi	Supported
Network protocol	TCP/IP, RTSP
Alarm input	Door Magnetic Alarm, Tampering Alarm
Network interface	1 RJ-45 10/100 Mbps Self-Adaptive Ethernet Interface
RS-485	1 RS-485 Half-Duplex Port
I/O input	4
I/O output	2
Power supply	IEEE802.3af, standard PoE 12 VDC
Power consumption	≤ 6 W
Working temperature	-40° C to 60° C [-40° F to 140° F]
Working humidity	10% to 90%
IP protection level	IP65, IK08
Dimensions(L × W × H)	181.93 mm × 84.78 mm × 25.63 mm
Certification	FCC, IC, CE, ROHS, REACH, WEEE, C-TICK, UL, RCM, CB, ICASA, BIS, UKCA




Model	DS-KB8113-IME1(B)
Image	 NEW Vandal-Resistant Door Station
Processor	High-Performance Embedded SOC Processor
Operation System	Embedded Linux Operation System
Camera	2 MP HD camera
Video Compression Standard	H.264
Resolution	Main stream : 1920 × 1080, 720p Sub stream : 640 × 480
Video Frame Rate	PAL: 25 fps, NTSC: 30 fps
Audio Input	Built-in Omnidirectional Microphone
Audio Output	Built-in Loudspeaker
Audio Compression Standard	G.711 U, G.711 A
Audio Compression Rate	64 Kbps
Audio Quality	Noise Suppression and Echo Cancellation
Internal Card Reader	-
Door Magnetic Detection	Detects Door Magnetic Status
Light Supplement Mode	IR Supplement
Ethernet	10/100 Mbps Self-Adaptive Ethernet
Network Protocol	TCP/IP, RTSP
Alarm Input	1
Network Interface	-
RS-485	-
I/O Input	1
I/O Output	1
Material	-
Power Supply	IEEE802.3af, standard PoE 12 VDC
Power Consumption	<10 W
Working Temperature	-30° C to 50° C [-22° F to 122° F]
Working Humidity	10% to 90%
IP/IK Protection Level	IP65 / IK9
Dimensions (L×W×H)	161.85 mm×74.13mm×53.2mm [6.37" × 2.92" × 2.09"]
Certification	CE,ROHS,REACH,WEEE,FCC,IC,CB,RCM

Model	DS-KM9503
Image	 Main Station
Processor	High-Performance Embedded SOC Processor
Operation System	Android 7.1
Camera	2 MP HD camera
Video Compression Standard	H.264
Resolution	1280 × 800
Video Frame Rate	-
Display Screen	10.1-Inch IPS
Display Resolution	1024 × 600
Operation Method	Capacitive Touch screen
Audio Output	Built-in omnidirectional microphone, external speaker, external goose neck microphone, external earphone (3.5 mm)
Audio Output	Built-in loudspeaker, external speaker, external voice box or earphone (3.5 mm)
Audio Compression Standard	G.711U, G.711A
Audio Compression Rate	64 Kbps
Audio Quality	Noise Suppression and Echo Cancellation
Ethernet	2 10/100/1000 Mbps Self-Adaptive Ethernet
Network Protocol	TCP/IP, SIP, RTSP
Network Interface	2 RJ-45 10/100/1000 Mbps Self-Adaptive Ethernet Interface
RS-485	1
I/O Input	2
I/O Output	-
USB	3
Material	-
Power Supply	Standard PoE (LAN1) 12 VDC
Power Consumption	≤ 12 W
Working Temperature	-10 °C to 50 °C [14 °F to 122 °F]
Working Humidity	10 % to 90 %
Dimensions(L × W × H)	292 mm × 166 mm × 31 mm [11.5" × 6.5" × 1.2"]
Certification	CE, FCC, IC, CB, RCM, LOA, RoHS, Reach, WEEE

Villa Door Station

Model	DS-KV6113-PE1(C)	DS-KV6113-WPE1(C)	DS-KV6103-PE1(C)	DS-KV8113-WME1(C)	DS-KV8213-WME1(C)	DS-KV8413-WME1(C)
Image	 Villa Door Station	 Villa Door Station	 Villa Door Station	 Villa Door Station	 Villa Door Station	 Villa Door Station
Processor	High-Performance Embedded SOC Processor	High-Performance Embedded SOC Processor	High-Performance Embedded SOC Processor	High-Performance Embedded SOC Processor	High-Performance Embedded SOC Processor	High-Performance Embedded SOC Processor
Operation system	Embedded Linux Operation System	Embedded Linux Operation System	Embedded Linux Operation System	Embedded Linux Operation System	Embedded Linux Operation System	Embedded Linux Operation System
Camera	2 MP HD camera	2 MP HD camera	2 MP HD camera	2 MP HD camera	2 MP HD camera	2 MP HD camera
Video compression standard	H.264	H.264	H.264	H.264	H.264	H.264
Resolution	Main Stream: 1920 x 1080 Sub Stream: 704 x 576	Main Stream: 1920 x 1080 Sub Stream: 704 x 576	Main Stream: 1920 x 1080 Sub Stream: 704 x 576	Main Stream: 1920 x 1080 Sub stream : 640 x 480	Main Stream: 1920 x 1080 Sub stream : 640 x 480	Main Stream: 1920 x 1080 Sub stream : 640 x 480
Video frame rate	25 fps	25 fps	25 fps	25 fps	25 fps	25 fps
Audio input	Built-in Omnidirectional Microphone	Built-in Omnidirectional Microphone	Built-in Omnidirectional Microphone	Built-in Omnidirectional Microphone	Built-in Omnidirectional Microphone	Built-in Omnidirectional Microphone
Audio output	Built-in Loudspeaker	Built-in Loudspeaker	Built-in Loudspeaker	Built-in loudspeaker (more than 80 dB within 30 cm)	Built-in loudspeaker (more than 80 dB within 30 cm)	Built-in loudspeaker (more than 80 dB within 30 cm)
Audio compression standard	G.711 U	G.711 U	G.711 U	G.711 U, G.711 A	G.711 U, G.711 A	G.711 U, G.711 A
Audio compression rate	64 Kbps	64 Kbps	64 Kbps	64 Kbps	64 Kbps	64 Kbps
Audio quality	Noise Suppression and Echo Cancellation	Noise Suppression and Echo Cancellation	Noise Suppression and Echo Cancellation	Noise Suppression and Echo Cancellation	Noise Suppression and Echo Cancellation	Noise Suppression and Echo Cancellation
Internal card reader	Built-in IC Card Reader	Built-in IC Card Reader	-	Built-in IC Card Reader	Built-in IC Card Reader	Built-in IC Card Reader
Door magnetic detection	Detects Door Magnetic Status	Detects Door Magnetic Status	Detects Door Magnetic Status	Detects Door Magnetic Status	Detects Door Magnetic Status	Detects Door Magnetic Status
Light supplement mode	IR Supplement	IR Supplement	IR Supplement	IR Supplement	IR Supplement	IR Supplement
Ethernet	10/100 Mbps Self-Adaptive Ethernet	10/100 Mbps Self-Adaptive Ethernet	10/100 Mbps Self-Adaptive Ethernet	10/100 Mbps Self-Adaptive Ethernet	10/100 Mbps Self-Adaptive Ethernet	10/100 Mbps Self-Adaptive Ethernet
Wi-Fi	-	Supported	-	Supported	Supported	Supported
Network protocol	TCP/IP, RTSP	TCP/IP, RTSP	TCP/IP, RTSP	TCP/IP, RTSP	TCP/IP, RTSP	TCP/IP, RTSP
Alarm input	Door Magnetic Alarm, Tampering Alarm	Door Magnetic Alarm, Tampering Alarm	Door Magnetic Alarm, Tampering Alarm	Door Magnetic Alarm, Tampering Alarm	Door Magnetic Alarm, Tampering Alarm	Door Magnetic Alarm, Tampering Alarm
Network interface	1 RJ-45 10/100 Mbps Self-Adaptive Ethernet Interface	1 RJ-45 10/100 Mbps Self-Adaptive Ethernet Interface	1 RJ-45 10/100 Mbps Self-Adaptive Ethernet Interface	1 RJ-45 10/100 Mbps Self-Adaptive Ethernet Interface	1 RJ-45 10/100 Mbps Self-Adaptive Ethernet Interface	1 RJ-45 10/100 Mbps Self-Adaptive Ethernet Interface
RS-485	1 RS-485 Half-Duplex Port	1 RS-485 Half-Duplex Port	-	1 RS-485 Half-Duplex Port	1 RS-485 Half-Duplex Port	1 RS-485 Half-Duplex Port
I/O input	4	4	4	4	4	4
I/O output	-	-	-	0	0	0
Power supply	IEEE802.3af, standard PoE 12 VDC	IEEE802.3af, standard PoE 12 VDC	IEEE802.3af, standard PoE 12 VDC	IEEE802.3af, standard PoE 12 VDC	IEEE802.3af, standard PoE 12 VDC	IEEE802.3af, standard PoE 12 VDC
Power consumption	< 10 W	< 10 W	< 10 W	< 10 W	< 10 W	< 10 W
Working temperature	-40 °C to 55 °C [-40 °F to 131 °F]	-40 °C to 55 °C [-40 °F to 131 °F]	-40 °C to 53° C [-40° F to 127.4° F]	-40° C to 53° C [-40° F to 127.4° F]	-40° C to 53° C [-40° F to 127.4° F]	-40° C to 53° C [-40° F to 127.4° F]
Working humidity	10 % to 95 %	10 % to 95 %	10 % to 95 %	10 % to 95 %	10 % to 95 %	10 % to 95 %
IP protection level	IP65	IP65	IP65	IP65, IK08	IP65, IK08	IP65, IK08
Dimensions(L × W × H)	138 mm × 65 mm × 27 mm	138 mm × 65 mm × 27 mm	138 mm × 65 mm × 27 mm	174 mm × 91 mm × 29 mm	174 mm × 91 mm × 29 mm	174 mm × 91 mm × 29 mm
Certification	FCC, IC, CE, C-TICK, ROHS, REACH, WEEE, UL, RCM, CB	FCC, IC, CE, C-TICK, ROHS, REACH, WEEE, UL, RCM, CB	FCC, IC, CE, C-TICK, ROHS, REACH, WEEE, UL, RCM, CB	FCC, IC, CE, C-TICK, ROHS, REACH, WEEE, UL, RCM, CB	FCC, IC, CE, C-TICK, ROHS, REACH, WEEE, UL, RCM, CB	FCC, IC, CE, C-TICK, ROHS, REACH, WEEE, UL, RCM, CB

Model	DS-KP9301-HE1	DS-KP8200-HE1
Image	 NEW	 NEW
Communication protocol	SIP v1 [RFC2543], v2 [RFC3261] over UDP/TCP/TLS RTP/RTCP/SRTP STUN DHCP IPv6 PPPoE L2TP OpenVPN SNTP FTP/TFTP HTTP/HTTPS TR-069	SIP v1 [RFC2543], v2 [RFC3261] over UDP/TCP/TLS RTP/RTCP/SRTP STUN DHCP IPv6 PPPoE L2TP OpenVPN SNTP FTP/TFTP HTTP/HTTPS TR-069
Wired network	10/100/1000 Mbps Self-adaptive	10/100/1000 Mbps Ethernet
Wi-Fi standard	NA	NA
Button	5 keys, including 1 home key, 1 return key, 1 hand free key, and 2 Volume Control keys (up/down)	Keys: 43 keys, including 10 DSS keys with LED indicator light, 4 Soft-keys, 2 Keys for with LED indicator light, including:mute/headset, 7 keys, including: Hold/Transfer/Conference/Back/CallLog/MWI/Redial, 4 navigation keys. 1 OK key, 12 standard phone digits keys, 2 volume control keys (Up/Down), 1 hands-free key for with LED indicator light
Installation	Desktop stand Wall-mounted	Desktop stand (angles: 45°) Wall-mounted (needs an additional wall hanging parts)
Indicator	Red status indicator light for call and message waiting	Red status indicator light for call and message waiting
Working temperature	0 °C to 45 °C (32 °F to 113 °F)	0 °C to 45 °C (32 °F to 113 °F)
Working humidity	10% to 95% (no-condensing)	10% to 95% (no-condensing)
Dimensions	Desktop Stand (Angle 1): 254.8 mm x 154.9 mm x 202.8 mm; Desktop Stand (Angle 2): 254.8 mm x 167.8 mm x 182.4 mm; Wall Mounted: 254.8 mm x 118.4 mm x 206.9 mm	Desktop stand (angles 1: 45°): 225 mm x 217 mm x 182.4 mm; Desktop stand (angles 2: 50°): 225 mm x 206 mm x 194.3 mm; Wall-mounted: 225 mm x 110.5 mm x 237.9 mm
Power supply	IEEE802.3af, Standard PoE, 12 VDC	IEEE802.3af, Standard PoE, 12 VDC
Application environment	Indoor	Indoor
Power consumption	Power Consumption (PoE): 3.11 - 10.76 W Power Consumption (Adapter): 2.38-8.4 W	≤ 7 W
Language	English, Galician, Simplified Chinese, Danish, Czech, Traditional Chinese, Russian, Italian, French, German, Hebrew, Spanish, Catalan, Turkish, Hungarian, Slovenian, Korean, Dutch, Ukrainian, Portuguese, Polish, Philippine, Indonesian, Latvian, Lithuanian, Malay, Romanian, Slovak, Finnish, Swedish, Vietnamese, Greek, Bulgarian, Serbian, Arabic, Persian, Thai	English, Simplified Chinese, Traditional Chinese, Russian, Italian, French, German, Hebrew, Spanish, Catalan, Basque, Galician, Turkish, Hungarian, Slovenian, Czech, Korean, Dutch, Ukrainian, Portuguese, Polish
Network interface	2 RJ-45 10/100/1000 Mbps self-adaptive	2 RJ-45 10/100/1000 Mbps self-adaptive
Power supply input	DC power input	DC power input
Communication interface	2 RJ-9:handset x1, headset x1	2 RJ-9:handset x1, headset x1
Operating system	Embedded Android 9.0 operation system	Embedded Linux operation system
ROM	4 GB	128 MB
RAM	2 GB	94 MB
Audio compression standard	G.711A/U, G.729AB, iLBC, G.722, Opus	G.711a/u, G.723.1, G.726, G.729A/B, iLBC, G.722, Opus
Audio input	HD voice microphone; HAC handset	HD voice microphone;HAC handset
Audio output	HD voice speaker (handset/hands-free, 0 - 7KHz frequency response)	HD voice speaker (handset/hands-free, 0 - 7 KHz frequency response)
Audio quality	Full-duplex Acoustic Echo Canceller (AEC) Noise Reduction (NR) Packet Loss Concealment (PLC)	Voice Activity Detection (VAD) / Comfort Noise Generation (CNG) / Background Noise Estimation (BNE) / Noise Reduction (NR)/ Voice quality monitoring
Volume adjustment	Adjustable	Adjustable
Screen size	7-inch	4.3-inch
Operation method	Touch screen	Physical keys
Type	Colorful IPS Screen	Colorful Screen
Resolution	1024 × 600	480 x 272
Communication Lines	20 SIP Lines	20 SIP Lines
Contact capacity	Local phonebook (2000 entries) Remote phonebook (XML/LDAP, 2000 entries)	Local phonebook (2000 entries)Remote phonebook (XML/LDAP, 2000 entries)
Call log capacity	In/Out/Missed, 1000 entries	In/Out/Missed, 1000 entries
TF card	Max to 128 G (reserved)	
USB/USB	USB2.0 Port x1 (reserved)	1 reserved
Video output	HDMI x 1 (reserved)	
CPU/CPU	Embedded processor	Embedded processor
Lens	1	
Resolution	2 MP	
Video compression standard	H.264	
Video decoding	H.264	H.264
Video decoding resolution	QVGA / CIF / VGA / 4CIF / 720P / 1080P	QVGA / CIF / VGA / 4CIF / 720P / 1080P
Certification	CE, ROHS, WEEE, REACH,CB	CE, ROHS, WEEE, REACH,CB

Model	DS-KP8000-HE1	DS-KP8000-WHE1	DS-KP6000-HE1
Image	 NEW	 NEW	 NEW
Communication protocol	SIP v1 (RFC2543), v2 (RFC3261) over UDP/TCP/TLS RTP/RTCP/SRTP STUN DHCP IPv6 PPPoE L2TP OpenVPN SNMP FTP/TFTP HTTP/HTTPS TR-069	SIP v1 (RFC2543), v2 (RFC3261) over UDP/TCP/TLS RTP/RTCP/SRTP STUN DHCP IPv6 PPPoE L2TP OpenVPN SNMP FTP/TFTP HTTP/HTTPS TR-069	SIP2.0 over UDP/TCP/TLS RTP/RTCP/SRTP STUN DHCP IPv6 LLDP PPPoE L2TP OpenVPN SNMP FTP/TFTP HTTP/HTTPS TR-069 AES128 & AES256
Wired network	10/100 Mbps Self-adaptive	10/100 Mbps Self-adaptive	10/100 Mbps self-adaptive, dual bridged port for PC bypass
Wi-Fi standard	NA	Wi-Fi 802.11 b/g/n	NA
Button	37 Keys: 3 line keys (BLF keys) with LED indicator light; 2 Keys for with LED indicator light, including: MWI/handset 8 keys, including: Hold/Transfer/Conference/Contact/CallLog/Status/Redial/Mute 4 soft keys 4 navigation keys 1 OK key 12 standard phone digits keys 2 volume control keys (Up/Down) 1 hands-free key	37 Keys: 3 line keys (BLF keys) with LED indicator; 2 keys for with LED indicator, including: MWI/handset 8 keys, including: Hold/Transfer/Conference/Contact/CallLog/Status/Redial/Mute 4 soft keys 4 navigation keys 1 OK key 12 standard phone digits keys 2 volume control keys (Up/Down) 1 hands-free key	33 keys, including: 4 Soft-keys; 9 Function keys (Hold/Transfer/Voice message/Conference/Phonebook /MWI/Headset/Redial/Hands-free) ; 4 Navigation keys; 1 OK key; 12 Standard Phone Digits keys; 3 Volume Control keys (Up/Down/Mute (Microphone))
Installation	Desktop stand (angles 1: 45°) Wall-mounted	Desktop stand (angles 1: 45°) Wall-mounted	Desktop Stand Wall mountable(optional)
Indicator	Red status indicator light for call and message waiting indication	Red status indicator light for call and message waiting	Red status indicator light for call and message waiting indication
Working temperature	0 °C to 45 °C (32 °F to 113 °F)	0 °C to 45 °C (32 °F to 113 °F)	0 °C to 45 °C (32 °F to 113 °F)
Working humidity	10% to 95% (no-condensing)	10% to 95% (no-condensing)	10% to 95% (no-condensing)
Dimensions	Desktop stand(angles 1: 45°):169 mm x 186.3 mm x 174.5 mm; Desktop stand (angles 2: 50°): 169 mm x 177.6 mm x 183.7 mm; Wall-mounted: 169 mm x 115.6 mm x 212.5 mm	Desktop stand (angles 1: 45°):169 mm x 186.3 mm x 174.5 mm; desktop stand (angles 2: 50°):169 mm x 177.6 mm x 183.7 mm; wall-mounted: 169 mm x 115.6 mm x 212.5 mm	Desktop Stand (45°): 169x203.6x172.7 mm ; Desktop Stand (50°): 169x194x181 mm ; Wall mountable: 169x113.4x207.6 mm
Power supply	IEEE802.3af, Standard PoE,12 VDC	IEEE802.3af, Standard PoE,12 VDC	IEEE802.3af, Standard PoE,5 VDC, 0.6 A
Application environment	Indoor	Indoor	Indoor
Power consumption	Power consumption(PoE):1.78W - 5.92 W;power consumption (adapter):1.28 W - 4.31W	Power consumption(PoE):1.78 W - 5.92 W;power consumption (adapter):1.28 W-4.31 W	Power Consumption(Adapter): 0.8-1.29W Power Consumption(PoE): 1.25-1.86W
Language	English, Simplified Chinese, Traditional Chinese, Russian, Italian, French, German, Hebrew, Spanish, Catalan, Basque, Galician, Turkish, Hungarian, Slovenian, Czech, Korean, Dutch, Ukrainian, Portuguese, Polish	English, Simplified Chinese, Traditional Chinese, Russian, Italian, French, German, Hebrew, Spanish, Catalan, Basque, Galician, Turkish, Hungarian, Slovenian, Czech, Korean, Dutch, Ukrainian, Portuguese, Polish	English, Simplified Chinese, Traditional Chinese, Russian, Italian, French, German, Hebrew, Spanish, Catalan, Basque, Galician, Turkish, Hungarian, Slovenian, Czech, Korean, Dutch, Ukrainian, Portuguese, Polish
Network interface	2 RJ-45 10/100 Mbps self-adaptive	2 RJ-45 10/100 Mbps self-adaptive	2 RJ-45 10/100 Mbps self-adaptive: Network x1, PC x1 (Bridged to Network)
Power supply input	DC power input	DC power input	DC power input
Communication interface	2 RJ-9:handset x1, headset x1	2 RJ-9 :handset x1, headset x1	2 RJ-9:handset x1, headset x1
Operating system	Embedded Linux operation system	Embedded Linux operation system	Embedded Linux operation system
ROM	128 MB	128 MB	16 MB
RAM	94 MB	94 MB	64 MB
Audio compression standard	G.711A/U, G.729AB, iLBC, G.722, Opus	G.711A/U, G.729AB, iLBC, G.722, Opus	Narrowband Codec:G.711a/u,G.723.1,G.726,G.729A/B,iLBCWideband Codec: G.722, Opus
Audio input	HD voice microphone:HAC handset	HD voice microphone:HAC handset	HD voice microphone; HAC handset
Audio output	HD voice speaker (handset/hands-free, 0 - 7KHz frequency response)	HD voice speaker (handset/hands-free, 0 - 7 KHz frequency response)	HD voice speaker (handset/hands-free, 0 - 7KHz frequency response)
Audio quality	Voice Activity Detection (VAD) / Comfort Noise Generation (CNG) / Background Noise Estimation (BNE) / Noise Reduction (NR)/ Voice quality monitoring	Voice Activity Detection (VAD) / Comfort Noise Generation (CNG) / Background Noise Estimation (BNE) / Noise Reduction (NR)/ Voice quality monitoring	Full-duplex Acoustic Echo Canceller (AEC) / Voice Activity Detection (VAD) / Comfort Noise Generation (CNG) / Background Noise Estimation (BNE) / Noise Reduction (NR) / Automatic Gain Control (AGC)
Volume adjustment	Adjustable	Adjustable	Adjustable
Screen size	2.8-inch	2.8-inch	2.3-inch
Operation method	Physical keys	Physical keys	Physical keys
Type	Colorful Screen	Colorful Screen	Dot-matrix Display Screen
Resolution	320 x 240	320 x 240	128x48
Communication Lines	6 SIP Lines	6 SIP Lines	4 SIP Lines
Contact capacity	Local phonebook (1000 entries)Remote phonebook (XML/LDAP, 1000 entries)	Local phonebook (1000 entries)Remote phonebook (XML/LDAP, 1000 entries)	Local phonebook (1000 entries) Remote phonebook (XML/LDAP, 1000 entries)
Call log capacity	In/Out/Missed, 600 entries	In/Out/Missed, 600 entries	In/Out/Missed, 600 entries
TF card			/
USB/USB			/
Video output			/
CPU/CPU	Embedded processor	Embedded processor	/
Lens			/
Resolution			/
Video compression standard			/
Video decoding	H.264	H.264	/
Video decoding resolution	QVGA / CIF / VGA / 4CIF / 720P / 1080P	QVGA / CIF / VGA / 4CIF / 720P / 1080P	/
Certification	CE, ROHS, WEEE, REACH,CB	CE, ROHS, WEEE, REACH,CB	CE, ROHS, WEEE, REACH, IC, RCM, CB, UKCA

Video Intercom

2-wire Series

Real Security Really Convenient

Hikvision 2-wire Video Intercom systems include both indoor and outdoor video intercom stations that require only two wires for power, audio, video and control signal transmission. We now have also released products that need not be powered by any distributor, which makes installation even more simple. The 2-wire technology gives you a great advantage when upgrading older intercom systems. With fewer wires required, you can simply reuse the existing wirings. Installation becomes fast, easy, and cost-effective. These advanced features come together to bring vivid video images and clear audio transmissions, every day.

> Excellent Image Quality

- Fisheye camera, 2 MP, WDR, Night Vision

> Easy Controls & Multiple Applications

- Mobile control / Access control / Dual lock control
- Message / Do not disturb / Custom ringtone

> Easy Installation

- Can work with existing wiring
- Long-distance transmission

> User Friendly Design

- Touch screen, call-log status, image capture
- Expansion-ready with various modules

> CCTV Integration

- All-in-one client management
- Video recording to DVRs / NVRs
- IP camera monitoring



2-wire IP Series Video Intercom

Villa Solution

Easy Deployment & Highly Cost-Effective

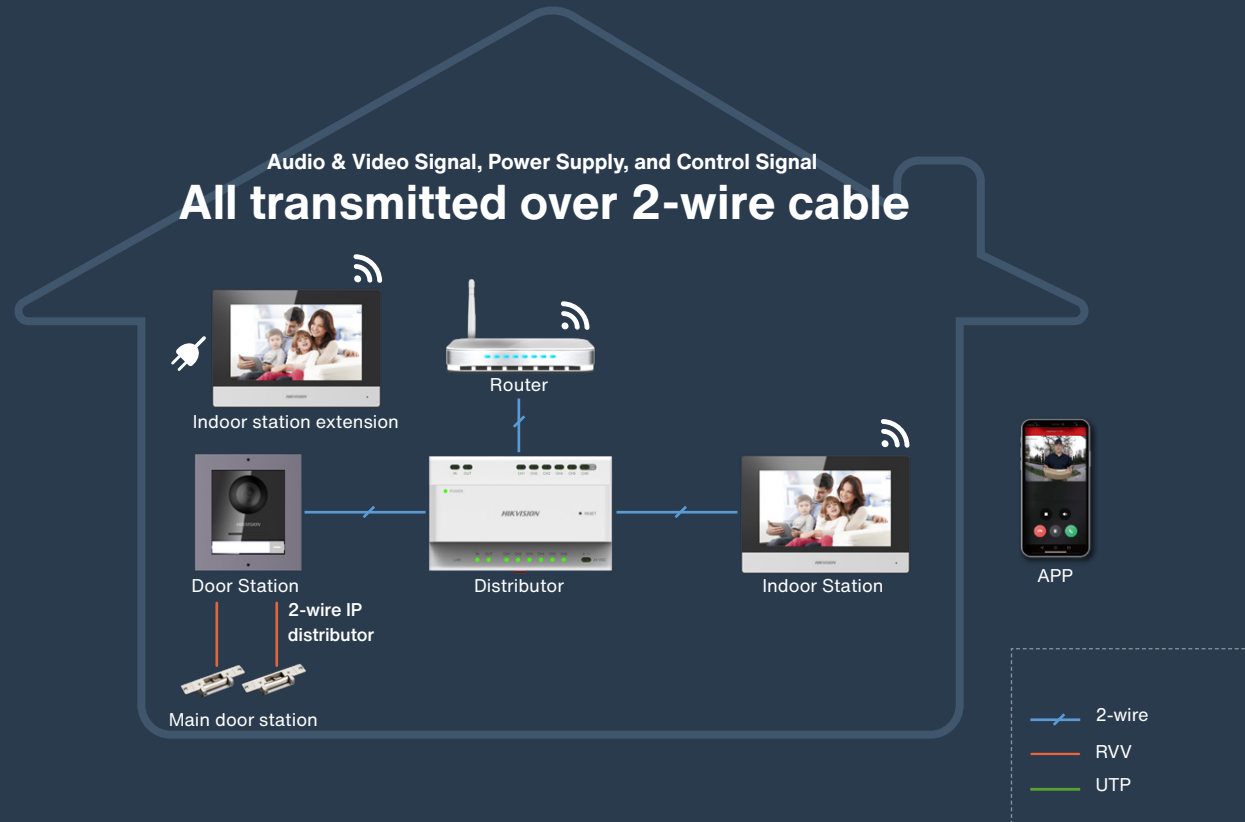
- 2-wire deployment
- No software configuration is required

Easy to Use

- 7 inch touch screen
- Hik-connect App
- Plug & play

Advanced Features

- 2 MP resolution, IP65



DS-KIS702(B)

- DS-KD8003Y-IME2/Surface x 1
- DS-KH6320-WTE2(B) x 1
- DS-KAD704Y x 1



DS-KIS101-P

- DS-KV1101-ME2 x1
- DS-KH1200 x1
- Power Supply Unit x 1
- Rain Shield x 1

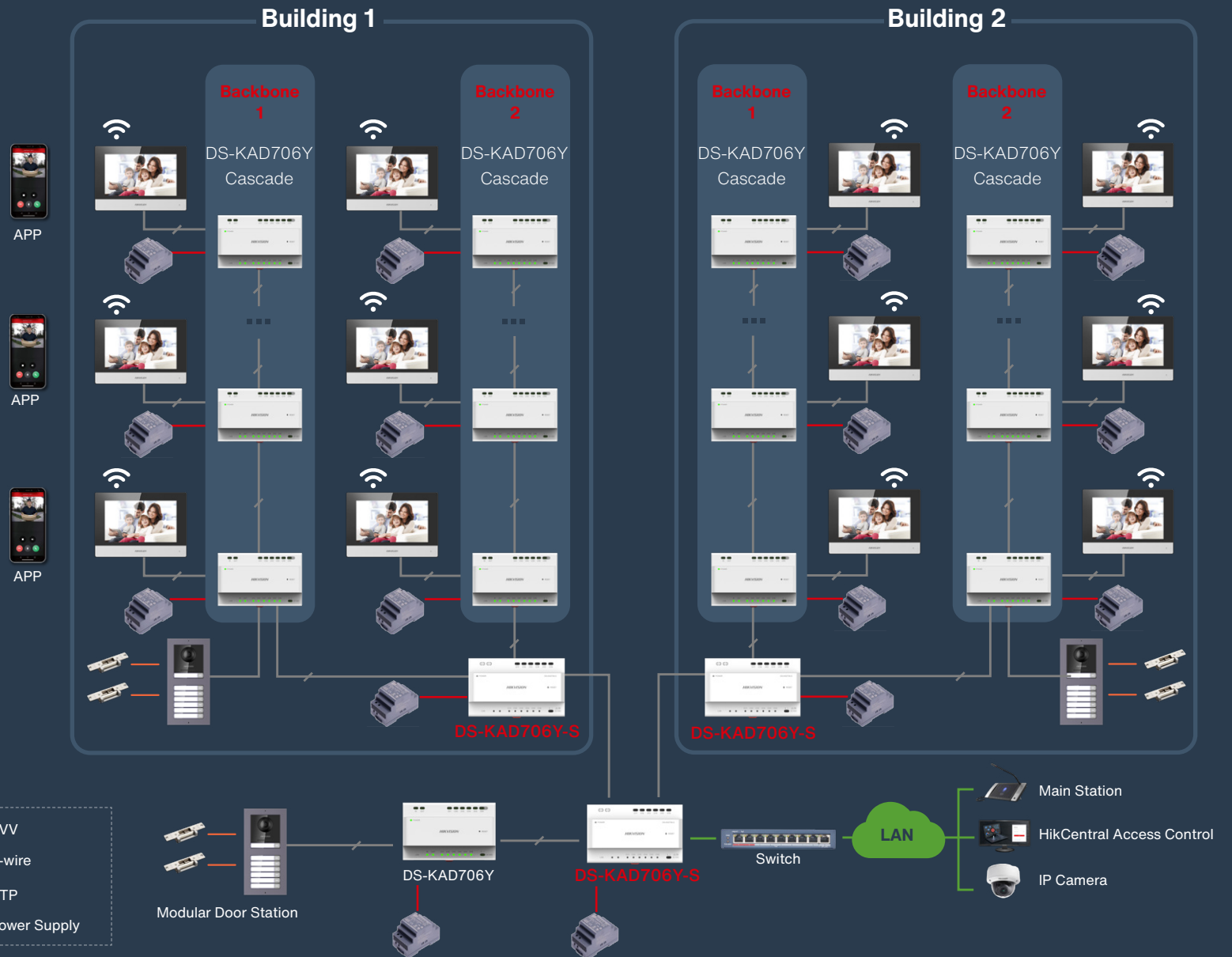
2-wire IP Series Video Intercom Apartment Solution

Various Application

- One door station supports calling multiple indoor stations
- One indoor station supports receiving calls from multiple door stations
- Indoor stations and extensions support calling each other

Easy Management

- Software batch configuration
- Call management center function
- Call schedule configuration
- Leave message function





Main Unit
DS-KD8003Y-IME2



Keypad Module
DS-KD-KP




Blank Module
DS-KD-BK



Information Module
DS-KD-INFO



Card reader Module
DS-KD-E/M



Nametag Module
DS-KD-KK



Display Module
DS-KD-DIS



Indicator Module
DS-KD-IN



Touch & Display Module
DS-KD-TD(E/M)



Indoor Station
DS-KH6320-WTE2 (B)










Distributor
DS-KAD706Y





Distributor
DS-KAD706Y-S

Door Station

Model	DS-KD8003Y-IME2	DS-KD8003Y-IME2/S	DS-KD8003Y-IME2/NS	DS-KV1101-ME2/Surface	DS-KV1101-ME2/Flush
Image	 <p>2-wire Modular Door Station-Main Unit</p>	 <p>2-wire Modular Door Station-Main Unit</p>	 <p>2-wire Modular Door Station-Main Unit</p>	 <p>2-wire Analog Door Station</p>	 <p>2-wire Analog Door Station</p>
Processor	High-Performance Embedded SOC Processor	High-Performance Embedded SOC Processor	High-Performance Embedded SOC Processor	High-Performance Embedded SOC Processor	High-Performance Embedded SOC Processor
Operation System	Embedded Linux Operation System	Embedded Linux Operation System	Embedded Linux Operation System	Embedded Analog operation system	Embedded Analog operation system
Camera	CMOS Low Illumination 2 MP HD Colorful 180° Fisheye Camera	Low Illumination 2 MP HD IR Camera	Low Illumination 2 MP HD IR Camera	Low Illumination 2 MP HD IR Camera	Low Illumination 2 MP HD IR Camera
Video Compression Standard	H.264	H.264	H.264	H.264	H.264
Resolution	1920 × 1080	Main stream : 1920 × 1080 Sub stream : 720 × 480	Main stream : 1920 × 1080 Sub stream : 720 × 480	Main stream : 1920 × 1080 Sub stream : 720 × 480	Main stream : 1920 × 1080 Sub stream : 720 × 480
Audio Input	Built-in Omnidirectional Microphone	Built-in Omnidirectional Microphone	Built-in Omnidirectional Microphone	Built-in Omnidirectional Microphone	Built-in Omnidirectional Microphone
Audio Output	Built-in Loudspeaker	Built-in Loudspeaker	Built-in Loudspeaker	Built-in loudspeaker (More than 85 dB within 20 cm)	Built-in loudspeaker (More than 85 dB within 20 cm)
Audio Compression Standard	G.711 U, G.711 A	G.711 U, G.711 A	G.711 U, G.711 A	/	/
Audio Compression Rate	64 Kbps	64 Kbps	64 Kbps	/	/
Audio Quality	Noise Suppression and Echo Cancellation	Noise Suppression and Echo Cancellation	Noise Suppression and Echo Cancellation	/	/
Door Magnetic Detection	Detects Door Magnetic Status	-	-	Detects Door Magnetic Status	Detects Door Magnetic Status
Light Supplement Mode	IR Supplement	IR Supplement	IR Supplement	White light supplement	White light supplement
Alarm Input	Door Magnetic Alarm, Tampering Alarm	-	-	Door Magnetic Alarm, Tampering Alarm	Door Magnetic Alarm, Tampering Alarm
2-Wire Interface	Support	Support	Support	Support	Support
RS-485	1 RS-485 Half-Duplex Port	1	1	/	/
I/O Input	4	4	4	4	4
I/O Output	2	2	2	/	/
Power Supply	Powered by KAD704Y or KAD706Y series distributor	Powered by KAD704Y or KAD706Y series distributor	Powered by KAD704Y or KAD706Y series distributor	48 VDC, 0.5 A	48 VDC, 0.5 A
Power Consumption	≤ 4 W	≤ 4 W	≤ 4 W	≤ 12 W	≤ 12 W
Working Temperature	-40 °C to 60 °C [-40 °F to 140 °F]	-40 °C to 55 °C[-40 °F to 131 °F]	-40 °C to 55 °C[-40 °F to 131 °F]	-30 °C to 60 °C [-22 °F to 140 °F]	-30 °C to 60 °C [-22 °F to 140 °F]
Working Humidity	10 % to 90 %	10 % to 90 %	10 % to 90 %	10 % to 90 %	10 % to 90 %
IP Protection Level	IP65	IP65	IP65	IP65, IK7	IP65, IK7
Dimensions(L × W × H)	100 mm × 98 mm × 42 mm	100 mm × 98 mm × 42 mm	100 mm × 98 mm × 42 mm	150 mm × 82 mm × 23.5 mm (5.91" × 3.23" × 0.93")	150 mm × 82 mm × 23.5 mm (5.91" × 3.23" × 0.93")

Model	DS-KAD706Y	DS-KAD706Y-S	DS-KAD704Y	DS-KAD706Y-P	DS-KAD706Y-SP
Image	 2-wire controller	 2-wire controller	 2-wire controller	 2-wire controller	 2-wire controller
Ethernet	1 RJ45	1 RJ45	1 RJ45	1 RJ45	1 RJ45
2-Wire Interface	8 (2 for casacading, 6 for devices)	8 (2 for casacading, 6 for device without power)	6 (2 for cascading and 4 for devices)	8 (2 for casacading, 6 for devices)	8 (2 for casacading, 6 for device without power)
Power Supply	Two-wire mode, 24 VDC	Two-wire mode, 24 VDC	Two-wire mode, 24 VDC	Two-wire mode, 24 VDC	Two-wire mode, 24 VDC
Power Consumption	CH1 to CH5<6 W, CH6<16 W	NA	CH1 to CH3<4 W, CH4<8 W	CH1 to CH5<6 W, CH6<16 W	NA
Working Temperature	-10 °C to 55 °C (14 °F to 131 °F)	-10 °C to 55 °C (14 °F to 131 °F)	-10 °C to 55 °C (14 °F to 131 °F)	-10 °C to 55 °C (14 °F to 131 °F)	-10 °C to 55 °C (14 °F to 131 °F)
Working Humidity	10 % to 90 %	10 % to 90 %	10 % to 90 %	10 % to 90 %	10 % to 90 %
Dimensions(L × W × H)	143.7 mm × 92.4 mm × 65.9 mm (5.66" × 3.64" × 2.59")	143.7 mm × 92.4 mm × 65.9 mm (5.66" × 3.64" × 2.59")	143.7 mm × 92.4 mm × 65.9 mm (5.66" × 3.64" × 2.59")	143.7 mm × 92.4 mm × 65.9 mm (5.66" × 3.64" × 2.59")	143.7 mm × 92.4 mm × 65.9 mm (5.66" × 3.64" × 2.59")

Indoor Station

Model	DS-KH6320Y-WTE2	DS-KH1200
Image	 <p style="text-align: right;">HOT</p> <p style="text-align: center;">2-wire Indoor Station</p>	 <p style="text-align: right;">NEW</p> <p style="text-align: center;">2-wire Indoor Station</p>
Processor	High-Performance Embedded SOC Processor	High-Performance Embedded SOC Processor
Display Screen	7-Inch Colorful TFT LCD	7-Inch Colorful TFT LCD
Display Resolution	1024 × 600	1024 × 600
Operation Method	Capacitive Touch Screen	Non-touch
Video Compression Standard	H.264	H.264
Audio Input	Built-in Omnidirectional Microphone	Built-in Omnidirectional Microphone
Audio Output	Built-in Loudspeaker	Built-in loudspeaker (more than 80 dB within 20 cm)
Audio Quality	Noise Suppression and Echo Cancellation	Noise Suppression and Echo Cancellation
2-Wire Interface	Two-Wire Interface	3x2-wire Interface
4-Wire Interface	/	/
video in	/	/
RS-485	1	/
I/O Output	2 Relay Output	/
Power Supply	24 VDC	12 VDC
Power Consumption	≤ 4 W	≤ 5 W
Working Temperature	-10 °C to 50 °C (14 °F to 122 °F)	-10 °C to 50 °C (14 °F to 122 °F)
Working Humidity	0 % to 90 %	10 % to 90 %
Dimensions (L × W × H)	200 mm × 140 mm × 15.1 mm (7.87" × 5.51" × 0.59")	187 × 137 × 25.4 mm (7.36" × 5.39" × 1.00")

Video Intercom

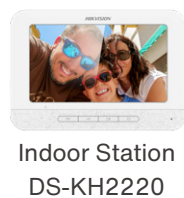
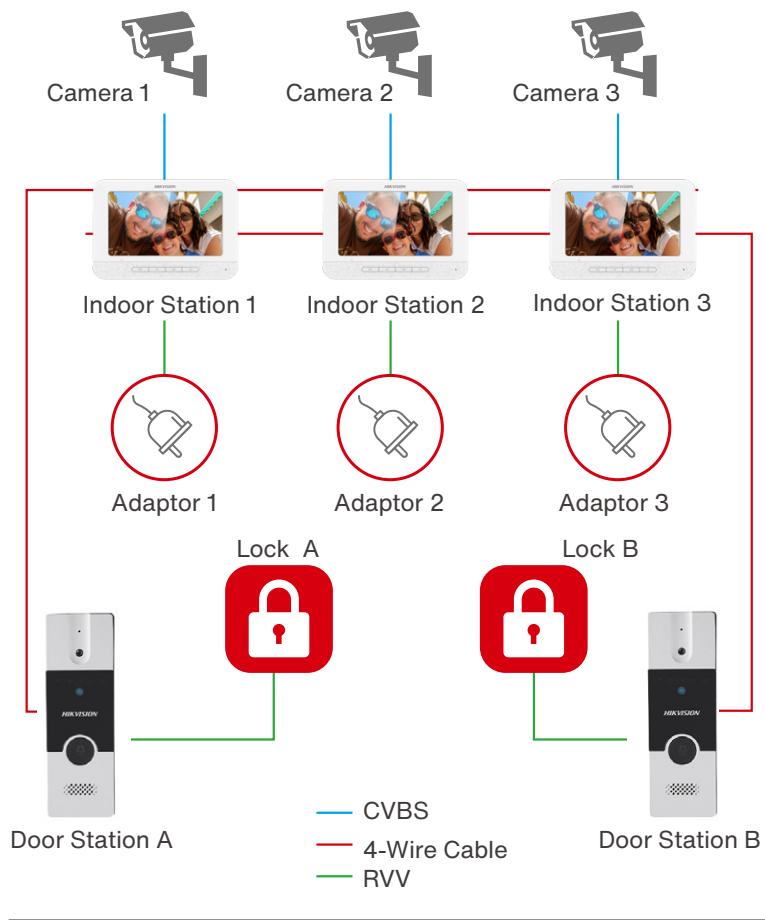
4-wire Series

Security Starts from Your Door

In traditional homes, visitors knock or use the doorbell – and security is non-existent. Now, Hikvision's 4-wire Video Intercom Kit can easily solve all these, making your home more secure and comfortable.

- > Plug & Play
- > One touch calling, supports maximum 2 door stations and 3 indoor stations
- > Competitive pricing





Indoor Station

Model	DS-KH2220	DS-KH2220-S
Image	 <HOT Indoor Station	 <HOT Picture-capturing Indoor Station
Display Screen	7-Inch Colorful TFT LCD	7-Inch Colorful TFT LCD
Display Resolution	800 × 480	800 × 480
Operation Method	Physical Button	Physical Button
Audio Input	Built-in Omnidirectional Microphone	Built-in Omnidirectional Microphone
Audio Output	Built-in Loudspeaker	Built-in Loudspeaker
Audio Quality	Noise Suppression and Echo Cancellation	Noise Suppression and Echo Cancellation
4-wire Interface	4 Four-Wire Interfaces, 1-ch Video Input, 1-ch Audio Input/Output, 1-ch Power Supply, 1-ch Grounding	4 Four-Wire Interfaces, 1-ch Video Input, 1-ch Audio Input/Output, 1-ch Power Supply, 1-ch Grounding
Power Supply	12 VDC	12 VDC
Power Consumption	≤5 W	≤5 W
Working Temperature	-10° C to 55° C (14° F to 131° F)	-10° C to 55° C (14° F to 131° F)
Working Humidity	10% to 90%	10% to 90%
Dimensions (L × W × H)	195.8 mm × 132.8 mm × 18.39 mm (7.7" × 5.2" × 0.7")	195.8 mm × 132.8 mm × 18.39 mm (7.7" × 5.2" × 0.7")

Villa Door Station

Model	DS-KB2411T-IM	DS-KB2421T-IM
Image	 <HOT Four-Wire Analog Door Station	 <HOT Four-Wire Analog Door Station
Camera	1/2.7" CMOS	1/2.7" CMOS
Video Compression Standard	H.264	H.264
Resolution	1920 x 1080 (indoor station resolution 960*576)	1920 x 1080 (indoor station resolution 960*576)
Video Frame Rate	PAL: 25 fps	PAL: 25 fps
Audio Input	Built-in omnidirectional microphone	Built-in omnidirectional microphone
Audio Output	Built-in loudspeaker	Built-in loudspeaker
Audio Quality	Noise suppression and echo cancellation	Noise suppression and echo cancellation
Light Supplement Mode	Self-adaptive IR supplement (with photoresistor)	Self-adaptive IR supplement (with photoresistor)
I/O output	1 Relay Output	1 Relay Output
4-wire Interface:	1 four-wire interface (1-ch video input, 1-ch audio input/output, 1-ch power supply, 1-ch grounding)	1 four-wire interface (1-ch video input, 1-ch audio input/output, 1-ch power supply, 1-ch grounding)
Material	Aluminum alloy	Zinc alloy
Power Supply	12 VDC	12 VDC
Power Consumption	Max. 5 W	Max. 5 W
Working Temperature	-10 °C to 55 °C (14 °F to 131 °F)	-10 °C to 55 °C (14 °F to 131 °F)
Working Humidity	10 % to 90 %	10 % to 90 %
Dimensions (L × W × H)	135.14 mm × 49.6 mm × 41.93 mm (5.32" × 1.95" × 1.65")	145.5 mm × 51.5 mm × 49 mm (5.73" × 2.02" × 1.93")
Protection Level	N/A	IP65

Video Intercom

Kit

One Package for Your Complete Solution

- > All-in-one system
- > Convenient delivery as a kit



IP Video Intercom Kit



Standard PoE IP Video Intercom Kit

DS-KIS602(B)

Door Station: DS-KD8003-IME1 (B)/Surface

Indoor Station: DS-KH6320-WTE1

Standard PoE Switch:

4 port standard PoE switch x1, 16GB TF card x2



Standard PoE IP Video Intercom Kit

DS-KIS603-P(C)

Door Station: DS-KV6113-WPE1(C)

Indoor Station: DS-KH6320-WTE1

PSU x 2



Standard PoE IP Video Intercom Kit

DS-KIS604-P(C)

Door Station: DS-KV8113-WME1(C)

Indoor Station: DS-KH6320-WTE1

16GB TF card



Standard PoE IP Video Intercom Kit

DS-KIS604-S(C)

Door Station : DS-KV8113-WME1(C)

Indoor Station: DS-KH6320-WTE1

Standard PoE Switch: S-3E0105P-E/M(B)

16GB TF card



Standard PoE IP Video Intercom Kit

DS-KIS605-P(C)

Indoor Station: DS-KH6320-LE1 (B)

Door Station: DS-KV6113-WPE1(C)

PSU x 2



Standard PoE IP Video Intercom Kit

DS-KIS901-P


Indoor Station: DS-KH8350-WTE1

Face Access Terminal: DS-K1T341AM

PSU x 2

Hybrid Video Intercom Kit


HOT




Hybrid Video Intercom Kit
DS-KIS302-P

Door Station: DS-KH6320-WTDE1
Indoor Station: DS-KB2411T-IM
PSU x 1

— 4-Wire Cable
— RVV



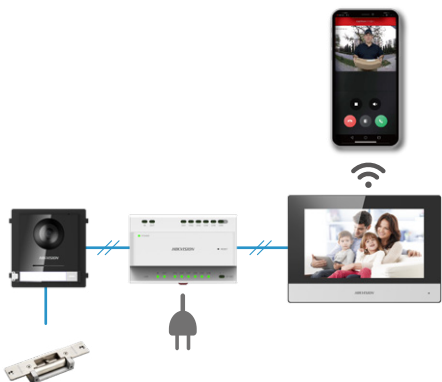
2-wire Video Intercom Kit




2-wire IP Video Intercom Kit
DS-KIS702Y

Door Station: DS-KD8003Y-IME2/Surface
Indoor Station: DS-KH6320Y-WTE2
Video / Audio Distributor: DS-KAD704Y
Power Supply Unit × 1

2-Wire Cable







2-wire IP Video Intercom Kit
DS-KIS702Y-P

Door Station: DS-KD8003Y-IME2
Indoor Station: DS-KH6320Y-WTE2
Video / Audio Distributor: DS-KAD704Y
Bracket: DS-KD-ACW1
Power Supply Unit × 1

2-Wire Cable

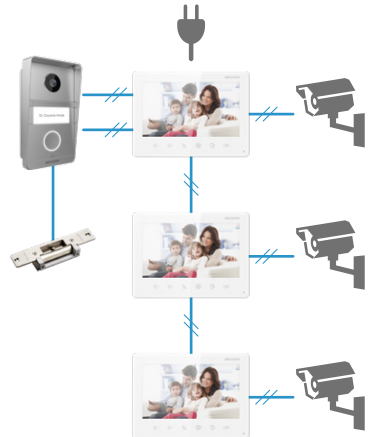




2-wire Analog Intercom Kit
DS-KIS101-P

Door station: DS-KV1101-ME2
Indoor station: DS-KH1200
Power supply unit × 1
Rain Shield × 1

2-Wire Cable



4-wire Video Intercom Kit



Analog Villa Video Intercom Kit

DS-KIS202T

Door Station: DS-KB2411T-IM

Indoor Station: DS-KH2220



Analog Villa Video Intercom Kit

(Waterproof Kit)

DS-KIS203T

Door Station: DS-KB2421T-IM

Indoor Station: DS-KH2220



Analog Villa Video Intercom Kit

(Picture-capturing Kit)

DS-KIS204T

Door Station: DS-KB2411T-IM

Indoor Station: DS-KH2220-S

Video Intercom

Accessories

Brackets & Gang Boxes for Video Intercom




- > Solid and stable
- > Insulated
- > Convenient design













Protective Shield






Model	DS-KAB86	DS-KAB10-D	DS-KAB11-D	DS-KAB13-D
Image	 <p>Gang Box</p>	 <p>Protective Shield for DS-KD8103-E6</p>	 <p>Protective Shield for DS-KD8023-E6</p>	 <p>Protective Shield for DS-KD3003-E6</p>
Material	PVC	Stainless Steel	Stainless Steel	Stainless Steel
Working Temperature	-5 °C to 60 °C (23 °F to 140 °F)	-40 °C to 70 °C (-40 °F to 158 °F)	-40 °C to 70 °C (-40 °F to 158 °F)	-40 °C to 70 °C (-40 °F to 158 °F)
Working Humidity	10 % to 90 %	10 % to 90 %	10 % to 90 %	10 % to 90 %
Dimension (L × W × H)	81 × 78 × 50 mm (3.19" × 3.07" × 1.97")	489.6 × 171.88 × 105.41 mm (19.28" × 6.77" × 4.15")	424 × 149 × 98 mm (16.69" × 5.87" × 3.86")	360 × 128 × 86 mm (14.17" × 5.04" × 3.39")

Model	DS-KAB8103-IMEX	DS-KABD8003-RS1	DS-KABD8003-RS2	DS-KABD8003-RS3
Image	 <p>Waterproof Cover for DS-KV8103-IME2</p>	 <p>Rain Shield of Module Door Station</p>	 <p>Rain Shield of Module Door Station</p>	 <p>Villa Door Station Rain Shield</p>
Material	Stainless Steel	SECC	SECC	SECC
Working Temperature	-40 °C to 70 °C (-40 °F to 158 °F)	-40 °C to 60 °C (-40 °F to 140 °F)	-40 °C to 60 °C (-40 °F to 140 °F)	-40 °C to 60 °C (-40 °F to 140 °F)
Working Humidity	10 % to 90 %	10 % to 95 %	10 % to 95 %	10 % to 95 %
Dimension (L × W × H)	181.4 × 110.4 × 60.55 mm (7.14" × 4.35" × 2.38")	122 × 116.4 × 58 mm (4.80" × 4.58" × 2.28")	224 × 116.4 × 58 mm (8.82" × 4.58" × 2.28")	325.8 × 116.4 × 58 mm (12.83" × 4.58" × 2.28")

Model	DS-KABV6113-RS	DS-KABV8113-RS/Flush	DS-KABV8113-RS/Surface
Image	 <p data-bbox="664 320 892 341">Villa Door Station Rain Shield</p>	 <p data-bbox="1244 320 1472 341">Villa Door Station Rain Shield</p>	 <p data-bbox="1839 320 2067 341">Villa Door Station Rain Shield</p>
Material	SECC	SECC	SECC
Working Temperature	-40 °C to 60 °C [-40 °F to 140 °F]	-40 °C to 60 °C [-40 °F to 140 °F]	-40 °C to 60 °C [-40 °F to 140 °F]
Working Humidity	10 % to 95 %	10 % to 95 %	10 % to 95 %
Dimension (L × W × H)	149.78 × 79.56 × 48.63 mm (5.90" × 3.13" × 1.91")	186.15 × 97 × 48.63 mm (7.33" × 3.82" × 1.91")	188.69 × 97 × 48.63 mm (7.43" × 3.82" × 1.91")






Model	DS-KAB21-B	DS-KD-ACW1	DS-KD-ACW2	DS-KD-ACW3	DS-KD-ACF1/Plastic
Image	 Convenient Design Available for the Wall Mounting of the Doorbell (DS-KB2421-IM)	 <HOT> Adapts to One-module Surface Mounting	 <HOT> Adapts to Two-module Surface Mounting	 <HOT> Adapts to Three-module Surface Mounting	 <HOT> Adapts to One-module Flush Mounting
Material	Stainless Steel	Aviation Aluminum	Aviation Aluminum	Aviation Aluminum	Aviation Aluminum
Working Temperature	-40° C to 70° C (-40° F to 158° F)	-40° C to 60° C (-40° F to 140° F)	-40° C to 60° C (-40° F to 140° F)	-40° C to 60° C (-40° F to 140° F)	-40° C to 55° C (-40° F to 131° F)
Working Humidity	10% to 90%	10% to 95%	10% to 95%	10% to 95%	10% to 95%
Dimension (L × W × H)	181.4mm×110.4mm×60.55 mm(7.14"×4.35"×2.38")	Cover: 117 × 107 × 4 mm (4.61" × 4.21" × 0.16") /Installation Frame: 117 × 107 × 32.7 mm (4.61" × 4.21" × 1.29")	Cover: 219 × 107 × 4 mm (8.62" × 4.21" × 0.16") /Installation Frame: 219 × 107 × 32.7 mm (8.62" × 4.21" × 1.29")	Cover: 320.8 × 107 × 4 mm (12.6" × 4.21" × 0.16") /Installation Frame: 320.8 × 107 × 32.7 mm (12.6" × 4.21" × 1.29")	Cover: 134 × 124 × 4 mm (5.28" × 4.88" × 0.16") Gang Box: 134 × 135 × 56 mm (5.28" × 5.31" × 2.20")

Model	DS-KD-ACF2/Plastic	DS-KD-ACF3/Plastic	DS-KD-ACW1/S	DS-KD-ACW2/S	DS-KD-ACW3/S
Image	 <HOT> Adapts to Two-module Flush Mounting	 <HOT> Adapts to Three-module Flush Mounting	 Adapts to One-module Surface Mounting	 Adapts to Three-module Surface Mounting	 Adapts to Three-module Surface Mounting
Material	Aviation Aluminum	Aviation Aluminum	For cover: Stainless steel, For installation Frame: Aviation Aluminum	For cover: Stainless steel, For installation Frame: Aviation	For cover: Stainless steel, For installation Frame: Aviation
Working Temperature	-40° C to 55° C (-40° F to 132° F)	-40° C to 55° C (-40° F to 133° F)	-40° C to 60° C (-40° F to 140° F)	-40° C to 60° C (-40° F to 140° F)	-40° C to 60° C (-40° F to 140° F)
Working Humidity	10% to 95%	10% to 95%	10% to 95%	10% to 95%	10% to 95%
Dimension (L × W × H)	Cover: 134 × 124 × 4 mm (5.28" × 4.88" × 0.16") Gang Box: 134 × 135 × 56 mm (5.28" × 5.31" × 2.21")	Cover: 134 × 124 × 4 mm (5.28" × 4.88" × 0.16") Gang Box: 134 × 135 × 56 mm (5.28" × 5.31" × 2.22")	For cover 117 × 107 × 4 mm (4.61" × 4.21" × 0.16"), For installation Frame 117 × 107 × 32.7 mm (4.61" × 4.21" × 1.29")	For cover 219 × 107 × 4 mm (8.62" × 4.21" × 0.16"), For installation Frame 219 × 107 × 32.7 mm (8.62" × 4.21" × 1.29")	For cover 320.8 × 107 × 4 mm (12.6" × 4.21" × 0.16"), For installation frame 320.8 × 107 × 32.7 mm (12.6" × 4.21" × 1.29")

Model	DS-KD-ACF1/S	DS-KD-ACF2/S	DS-KD-ACF3/S	DS-KABH8350-T	DS-KABH6320-T
Image					
	Adapts to One-module Flush Mounting	Adapts to Two-module Flush Mounting	Adapts to Three-module Flush Mounting	Video Intercom Table Bracket for KH8350	Video Intercom Table Bracket for KH6320 and KH8520
Material	Cover: Stainless steel Gang Box: Plastic	Cover: Stainless steel Gang Box: Plastic*	Cover: Stainless steel Gang Box: Plastic	SUS430, silica gel	SUS430, silica gel
Working Temperature	-40° C to 55° C (-40° F to 131° F)	-40° C to 55° C (-40° F to 131° F)	-40° C to 55° C (-40° F to 131° F)	-10 °C 55 °C (14 °F to 131 °F)	-10 °C to 55 °C (14 °F to 131 °F)
Working Humidity	10% to 95%	10% to 95%	10% to 95%	10% to 90%	10% to 90%
Dimension (L × W × H)	For cover 134 x 124 x 4 mm (5.28" x 4.88" x 0.16") For gang box 134 x 135 x 56 mm (5.28" x 5.31" x 2.20")	For cover 236 x 124 x 4 mm (9.29" x 4.88" x 0.16") For gang box 237 x 135 x 56 mm (9.33" x 5.31" x 2.20")	For cover 337.8 x 124 x 4 mm (13.3" x 4.88" x 0.16") For gang box 338.8 x 135 x 56 mm (13.33" x 5.31" x 2.20")	95mm x 83mm x 98.9mm (3.74" x 3.27" x 3.89")	122mm x 86mm x 64mm (4.80" x 3.39" x 2.52")

Model	DS-KABH9510-T	DS-KABH6350-T	DS-KABV6113-A	DS-KABP6000	DS-KABP8000	DS-KABP8200
Image		 NEW	 NEW	 NEW	 NEW	 NEW
	Video Intercom Table Bracket for KH9310 and KH9510	Table stand brackets for DS-KH6350, KH6351 and KH6360	Wall-mounted bracket for KV6 series villa door station to adjust the install angle for 30 degree	Wall-mounted bracket for DS-KP6000-HE1	Wall-mounted bracket for DS-KP8000-HE1, DS-KP8000-WHE1	Wall-mounted bracket for DS-KP8200-HE1
Material	SUS430, silica gel	SECC, silica gel	PC, Fiberglass	ABS	ABS	ABS
Working Temperature	-10 °C to 55 °C (14 °F to 131 °F)	-10 °C to 55 °C (14 °F to 131 °F)	-40° C to 70° C (-40° F to 158° F)	0 °C to 45 °C (14 °F to 131 °F)	0 °C to 45 °C (14 °F to 131 °F)	0 °C to 45 °C (14 °F to 131 °F)
Working Humidity	10% to 90%	10% to 90%	10% to 90%	10% to 90%	10% to 90%	10% to 90%
Dimension (L × W × H)	122 x 86 x 64 mm (4.80" x 3.39" x 2.52")	97.2 x 89.22 x 76.6 mm (3.83" x 3.51" x 3.01")	133.1 x 60.1 x 35.2mm (5.24" x 2.37" x 1.38")	137.9 x 117.5 x 59.3 mm (5.43" x 4.62" x 2.33")	127.2 x 130.2 x 46.2mm (5" x 5.12" x 1.82")	169 x 131 x 47 mm (6.65" x 5.16" x 1.85")

Power Supply

Model	DS-KAW50-1	DS-KAW50-1N	DS-KAW150-2N	DS-KAW60-2N	DS-KAW30-2N
Image	 50W 12V Power Adapter	 50W 12V Power Adapter	 150W 24V Power Adapter	 Power Supply Unit	 Power Supply Unit
Input voltage	100 VAC to 240 VAC	100 VAC to 240 VAC	100 VAC to 240 VAC	85 to 264 VAC	85 to 264 VAC
Output voltage	12 VDC	12 VDC	24 VDC	24 VDC	24 VDC
Output current	4.17 A	4.17 A	6.25 A	2.5A	1.5A
Output power	50 W	50 W	150 W	60 W	30 W
Noise and ripple	< 150 mVpp @ 25 °C	< 150 mVpp @ 25 °C	< 150 mVpp @ 25 °C	/	/
Voltage adjustment range	11 VDC to 14 VDC	11 VDC to 14 VDC	23 VDC to 25 VDC	/	/
Working temperature	Operating: -10 °C to 70 °C (14 °F to 158 °F) Storage: -25 °C to 85 °C (-13 °F to 185 °F)	Operating: -10 °C to 70 °C (14 °F to 158 °F) Storage: -25 °C to 85 °C (-13 °F to 185 °F)	Operating: -10 °C to 70 °C (14 °F to 158 °F) Storage: -25 °C to 85 °C (-13 °F to 185 °F)	-30 °C to 70 °C (-22 °F to 158 °F)	-30 °C to 70 °C (-22 °F to 158 °F)
Working humidity	< 95 % (No Condensation)	< 95 % (No Condensation)	< 95 % (No Condensation)	20 % to 90 %	20 % to 90 %
Dimension (L x W x H)	246 mm × 266,4 mm × 79,6 mm (9.69" × 10.49" × 3.13")	98 mm × 97 mm × 38 mm (3.86" × 3.82" × 1.50")	178 mm × 97 mm × 38 mm (7.01" × 3.82" × 1.50")	52,5 mm × 90 mm × 54,5 mm (2.07" × 3.54" × 2.15")	35 mm × 90 mm × 54,5 mm (1.38" × 3.54" × 2.15")

ACCESS CONTROL

- 044** MinMoe Face Recognition Terminal
- 056** Fingerprint / Card Terminal
- 066** Access Controller
- 069** Reader
- 073** Card / Fingerprint / Face Enroller
- 075** Elevator Controller
- 076** Access Control Secure Module
- 078** Management Software

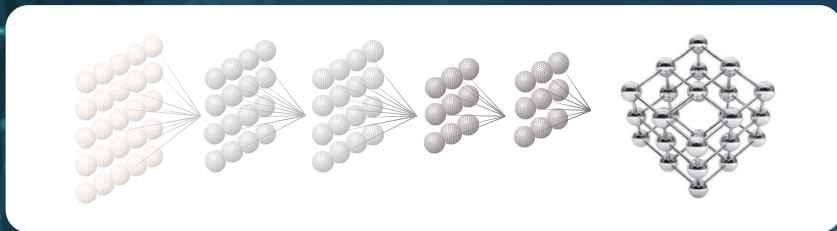


Deep Learning TECHNOLOGY


Hikvision's face recognition terminals are embedded with Deep Learning algorithms for access control and office scenarios for improving building operations, workforce management and safety operations.

Deep learning technology:

The algorithmic model for deep learning has a much deeper structure than the two 3-layered structures of traditional algorithms. In deep learning, an original signal passes through layers of processing; next, it takes a partial understanding (shallow) to an overall abstraction (deep) where it can perceive an object.



Deep learning does not require manual intervention but relies on a computer to extract features by itself. The more features there are, the more accurate the recognition and classifications will be.



Access Control

MinMoe Face Recognition Terminal

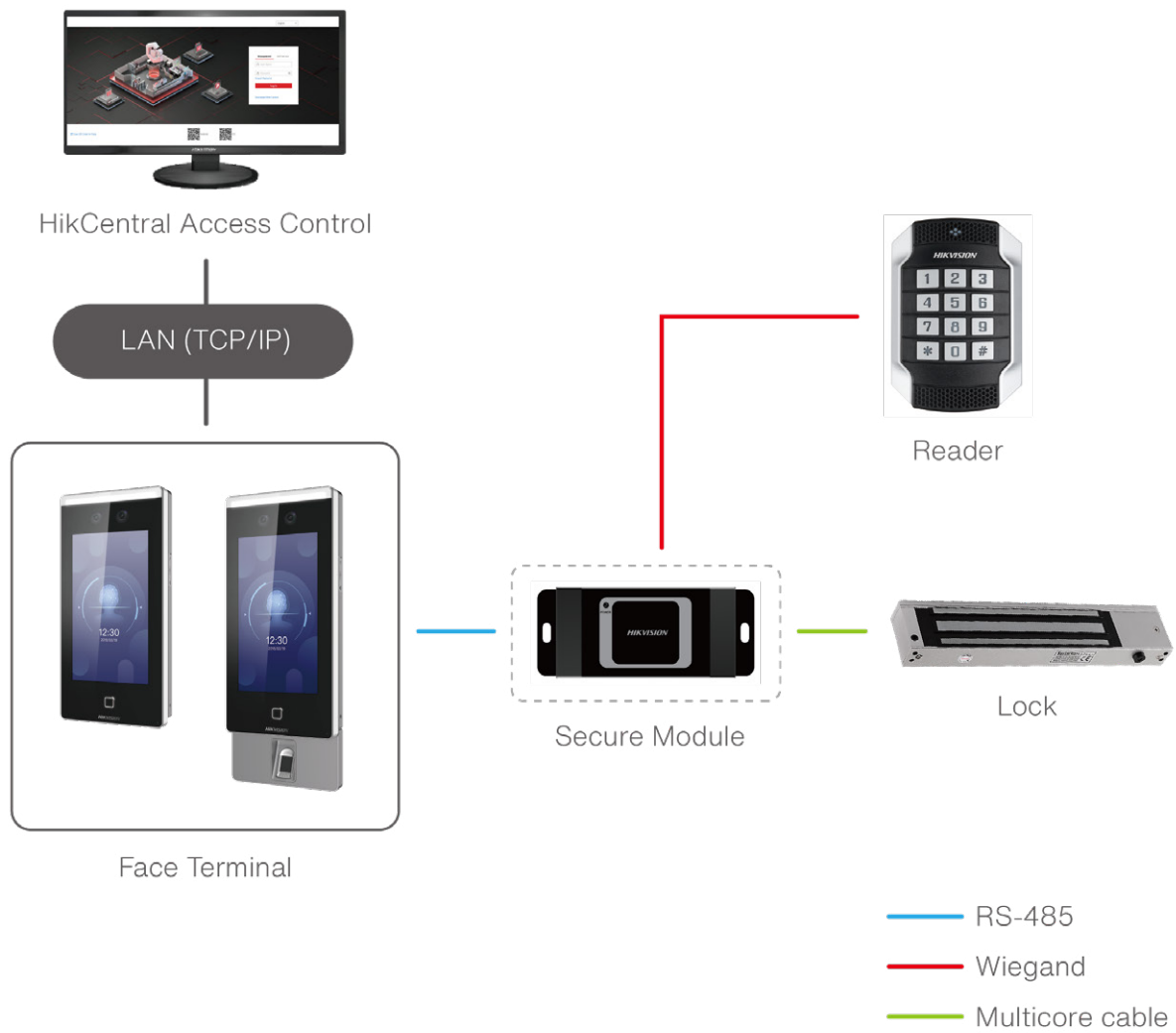
Touch-free, Access is Easier than Ever






Ensure Security with Various Terminals






- > Deep Learning algorithm
- > Anti-spoofing detection
- > Recognition in zero-light environment
- > Web configuration
- > Face mask detection
- > Access control & time attendance
- > Multiple authentication methods
- > Hik-Connect APP
- > Video intercom & CCTV system integration







MinMoe
Face Recognition Terminals

















Model	DS-K1T320EX, DS-K1T320MX	DS-K1T320EFX, DS-K1T320MFX	DS-K1T320EWX, DS-K1T320MWX	DS-K1T320EFWX, DS-K1T320MFWX	DS-K1T321EX, DS-K1T321MX NEW
Image	 Face Recognition Terminal	 Face Recognition Terminal	 Face Recognition Terminal	 Face Recognition Terminal	 Face Recognition Terminal
Power Supply	12 VDC, 1 A	12 VDC, 1 A	12 VDC, 1 A	12 VDC, 1 A	12 VDC, 1 A
Processor	32 Bit	32 Bit	32 Bit	32 Bit	32 Bit
Storage	Card: 1,000 Face: 500 Event: 100,000	Card: 1,000 Fingerprint: 1,000 Face: 500 Event: 100,000	Card: 1,000 Face: 500 Event: 100,000	Card: 1,000 Fingerprint: 1,000 Face: 500 Event: 100,000	Card: 3,000 Face: 500 Event: 150,000
Card Reading Mode	DS-K1T320EX: EM card DS-K1T320MX: M1 card	DS-K1T320EFX: EM card DS-K1T320MFX: M1 card	DS-K1T320EWX: EM card DS-K1T320MWX: M1 card	DS-K1T320EFWX: EM card DS-K1T320MFWX: M1 card	DS-K1T321EX: EM card DS-K1T321MX: M1 card
Communication Mode	TCP / IP, ISUP 5.0	TCP / IP, ISUP 5.0	TCP / IP, Wi-Fi, ISUP 5.0	TCP / IP, Wi-Fi, ISUP 5.0	TCP / IP, ISUP 5.0
LCD Screen	2.4-inch LCD non-touch screen	2.4-inch LCD non-touch screen	2.4-inch LCD non-touch screen	2.4-inch LCD non-touch screen	2.4-inch LCD non-touch screen
Camera	2 MP lens	2 MP lens	2 MP lens	2 MP lens	2 MP lens
Face Authentication Duration	1:N < 0.2 s	1:N < 0.2 s	1:N < 0.2 s	1:N < 0.2 s	1:N < 0.2 s
Face mask detection	Support	Support	Support	Support	Support
Fingerprint Capacity	-	1,000	-	1,000	-
Input Interface	Door Sensor × 1, Tamper × 1, Exit Button × 1, USB × 1	Door Sensor × 1, Tamper × 1, Exit Button × 1, USB × 1	Door Sensor × 1, Tamper × 1, Exit Button × 1, USB × 1	Door Sensor × 1, Tamper × 1, Exit Button × 1, USB × 1	Door Sensor × 1, Tamper × 1, Exit Button × 1, USB × 1
Output Interface	Lock × 1	Lock × 1	Lock × 1	Lock × 1	Lock × 1
Working Temperature	-10 °C to 55 °C (14 °F to 131 °F)	-10 °C to 55 °C (14 °F to 131 °F)	-10 °C to 55 °C (14 °F to 131 °F)	-10 °C to 55 °C (14 °F to 11 °F)	-10 °C to 55 °C (14 °F to 131 °F)
Protection Level	-	-	-	-	-
Working Humidity	10 % to 90 % (Non-Condensing)	10 % to 90 % (Non-Condensing)	10 % to 90 % (Non-Condensing)	10 % to 90 % (Non-Condensing)	10% to 90% (Non-Condensing)
Dimension	130 mm × 150 mm × 26.2 mm (5.1" × 5.9" × 1.0")	130 mm × 150 mm × 26.2 mm (5.1" × 5.9" × 1.0")	130 mm × 150 mm × 26.2 mm (5.1" × 5.9" × 1.0")	130 mm × 150 mm × 26.2 mm (5.1" × 5.9" × 1.0")	78 mm × 200 mm × 28 mm (3.1" × 7.9" × 1.1")







Model	DS-K1T321EFX, DS-K1T321MFX	DS-K1T321EWX, DS-K1T321MWX	DS-K1T321EFWX, DS-K1T321MFWX	DS-K1A340X, DS-K1A340WX	DS-K1A340FX, DS-K1A340FWX
Image	 NEW Face Recognition Terminal	 NEW Face Recognition Terminal	 NEW Face Recognition Terminal	 Face Recognition Terminal	 Face Recognition Terminal
Power Supply	12 VDC, 1 A	12 VDC, 1 A	12 VDC, 1 A	12 VDC, 1 A	12 VDC, 1 A
Processor	32 Bit	32 Bit	32 Bit	32 Bit	32 Bit
Storage	Card: 3,000 Fingerprint: 3,000 Face: 500 Event: 150,000	Card: 3,000 Face: 500 Event: 150,000	Card: 3,000 Fingerprint: 3,000 Face: 500 Event: 150,000	Face: 1,500 Event: 300,000	Face: 1,500 Fingerprint: 3,000 Event: 300,000
Card Reading Mode	DS-K1T321EFX: EM card DS-K1T321MFX: M1 card	DS-K1T321EWX: EM card DS-K1T321MWX: M1 card	DS-K1T321EFWX: EM card DS-K1T321MFWX: M1 card	-	-
Communication Mode	TCP / IP, ISUP5.0	TCP / IP, Wi-Fi, ISUP5.0	TCP / IP, Wi-Fi, ISUP5.0	Wi-Fi (For W series), ISUP 5.0	Wi-Fi (For W series), ISUP 5.0
LCD Screen	2.4-inch LCD non-touch screen	2.4-inch LCD non-touch screen	2.4-inch LCD non-touch screen	4.3-inch touch screen Resolution: 480 × 272	4.3-inch touch screen Resolution: 480 × 272
Camera	2 MP lens	2 MP lens	2 MP lens	2 MP dual-lens camera	2 MP dual-lens camera
Face Authentication Duration	1:N < 0.2 s	1:N < 0.2 s	1:N < 0.2 s	1:N < 0.2 s	1:N < 0.2 s
Face mask detection	Support	Support	Support	Not support	Not support
Fingerprint Capacity	3,000	-	3,000	-	3,000
Input Interface	Door Sensor × 1, Tamper × 1, Exit Button × 1, USB × 1	Door Sensor × 1, Tamper × 1, Exit Button × 1, USB × 1	Door Sensor × 1, Tamper × 1, Exit Button × 1, USB × 1	USB × 1	USB × 1
Output Interface	Lock × 1	Lock × 1	Lock × 1	-	-
Working Temperature	-10 °C to 55 °C (14 °F to 131 °F)	-10 °C to 55 °C (14 °F to 131 °F)	-10 °C to 55 °C (14 °F to 131 °F)	-10 °C to 40 °C (14 °F to 104 °F)	-10 °C to 40 °C (14 °F to 104 °F)
Protection Level	-	-	-	-	-
Working Humidity	10% to 90% (Non-Condensing)	10% to 90% (Non-Condensing)	10% to 90% (Non-Condensing)	10 % to 90 % (Non-Condensing)	10 % to 90 % (Non-Condensing)
Dimension	78 mm × 200 mm × 28 mm (3.1" × 7.9" × 1.1")	78 mm × 200 mm × 28 mm (3.1" × 7.9" × 1.1")	78 mm × 200 mm × 28 mm (3.1" × 7.9" × 1.1")	118.4 mm × 118.4 mm × 21.8 mm (4.7" × 4.7" × 0.9")	118.4 mm × 118.4 mm × 21.8 mm (4.7" × 4.7" × 0.9")

Model	DS-K1T331, DS-K1T331W	DS-K1T343EX, DS-K1T343MX	DS-K1T343EFX, DS-K1T343MFX	DS-K1T343EWX, DS-K1T343MWX	DS-K1T343EFWX, DS-K1T343MFWX	DS-K1T342DX, DS-K1T342MX, DS-K1T342EX
Image	 Face Recognition Terminal	 Face Recognition Terminal	 Face Recognition Terminal	 Face Recognition Terminal	 Face Recognition Terminal	 Face Recognition Terminal
Power Supply	12 VDC, 1.5 A	12 VDC, 1 A	12 VDC, 1 A	12 VDC, 1 A	12 VDC, 1 A	12 VDC, 1 A 12V-24VDC (DS-K1T342DX)
Processor	32 Bit	32 Bit	32 Bit	32 Bit	32 Bit	32 Bit
Storage	Face: 1,000 Event: 150,000	Card: 3,000 Face: 1,500 Event: 150,000	Card: 3,000 Face: 1,500 Fingerprint: 3,000 Event: 150,000	Card: 3,000 Face: 1,500 Event: 150,000	Card: 3,000 Face: 1,500 Fingerprint: 3,000 Event: 150,000	Card: 3,000 Face: 1,500 Event: 150,000
Card Reading Mode	-	DS-K1T343EX: EM card DS-K1T343MX: M1 card	DS-K1T343EFX: EM card DS-K1T343MFX: M1 card	DS-K1T343EWX: EM card DS-K1T343MWX: M1 card	DS-K1T343EFWX: EM card DS-K1T343MFWX: M1 card	DS-K1T342DX: DESfire card; Felica card; M1 card DS-K1T342MX: M1 card DS-K1T342EX: EM card
Communication Mode	TCP / IP, Wi-Fi (For W series), RS-485, ISUP 5.0	TCP / IP, RS-485, Wiegand, ISUP 5.0	TCP / IP, RS-485, Wiegand, ISUP 5.0	TCP / IP, Wi-Fi, RS-485, Wiegand, ISUP 5.0	TCP / IP, Wi-Fi, RS-485, Wiegand, ISUP 5.0	TCP / IP, RS-485, Wiegand, ISUP 5.0
LCD Screen	3.97-inch LCD touch screen; Resolution: 800 × 480	4.3-inch LCD touch screen Resolution: 480 × 272	4.3-inch LCD touch screen Resolution: 480 × 272	4.3-inch LCD touch screen Resolution: 480 × 272	4.3-inch LCD touch screen Resolution: 480 × 272	4.3-inch LCD touch screen Resolution: 272 × 480
Camera	2 MP dual-lens camera	2 MP wide-angle dual-lens	2 MP wide-angle dual-lens	2 MP wide-angle dual-lens	2 MP wide-angle dual-lens	2 MP dual-lens camera
Face Authentication Duration	1:N < 0.2 s	1:N < 0.2 s	1:N < 0.2 s	1:N < 0.2 s	1:N < 0.2 s	1:N < 0.2 s
Face mask detection	Not support	Support	Support	Support	Support	Support
Fingerprint Capacity	-	-	3,000	-	Max.3,000 Fingerprints	-
Input Interface	Door Sensor × 1, Tamper × 1, Exit Button × 1, USB × 1	Door Sensor × 1, Tamper × 1, Exit Button × 1, USB × 1	Door Sensor × 1, Tamper × 1, Exit Button × 1, USB × 1	Door Sensor × 1, Tamper × 1, Exit Button × 1, USB × 1	Door Sensor × 1, Tamper × 1, Exit Button × 1, USB × 1	Door Sensor × 1, Tamper × 1, Exit Button × 1, USB × 1
Output Interface	Lock × 1	Lock × 1	Lock × 1	Lock × 1	Lock × 1	Lock × 1
Working Temperature	-10 °C to 55 °C (14 °F to 131 °F)	-10 °C to 40 °C (14 °F to 104 °F)	-10 °C to 40 °C (14 °F to 104 °F)	-10 °C to 40 °C (14 °F to 104 °F)	-10 °C to 40 °C (14 °F to 104 °F)	-30 °C to 60 °C (-22 °F to 140 °F)
Protection Level	-	-	-	-	-	IP65
Working Humidity	10 % to 90 % (Non-Condensing)	0 to 90 % (No condensing)	0 to 90 % (No condensing)	0 to 90 % (No condensing)	0 to 90 % (No condensing)	0 to 90 % (No condensing)
Dimension	120 mm × 110 mm × 23 mm (4.7" × 4.3" × 0.9")	118.4 mm × 118.4 mm × 21.8 mm (4.66" × 4.66" × 0.86")	118.4 mm × 118.4 mm × 21.8 mm (4.66" × 4.66" × 0.86")	118.4 mm × 118.4 mm × 21.8 mm (4.66" × 4.66" × 0.86")	118.4 mm × 118.4 mm × 21.8 mm (4.66" × 4.66" × 0.86")	91.3 mm × 181.3 mm × 24.5 mm (3.59" × 7.14" × 0.96")

Model	DS-K1T342MFX	DS-K1T342DWX, DS-K1T342MWX, DS-K1T342EWX	DS-K1T342MFWX, DS-K1T342EFWX	DS-K1T341CM, DS-K1T341CMW	DS-K1T341CMF, DS-K1T341CMFW	DS-K1T642M, DS-K1T642E
Image	 HOT Face Recognition Terminal	 HOT Face Recognition Terminal	 HOT Face Recognition Terminal	 Face Recognition Terminal	 Face Recognition Terminal	 Face Recognition Terminal
Power Supply	12 VDC, 1 A	12 VDC, 1 A 12 V-24 VDC (DS-K1T342DWX)	12 VDC, 1 A	DC 12 V-24 V, 2 A	DC 12 V-24 V, 2 A	12 VDC, 2 A
Processor	32 Bit	32 Bit	32 Bit	32 Bit	32 Bit	32 Bit
Storage	Card: 3,000 Face: 1,500 Fingerprint: 3,000 Event: 150,000	Card: 3,000 Face: 1,500 Event: 150,000	Card: 3,000 Face: 1,500 Fingerprint: 3,000 Event: 150,000	Face: 3,000 Card: 3,000 Event: 150,000	Card: 3,000 Face: 3,000 Fingerprint: 3,000 Event: 150,000	Face: 6,000 Card: 10,000 Event: 150,000
Card Reading Mode	M1 card	DS-K1T342DWX: DESfire card; Felica card; M1 card DS-K1T343MWX: M1 card DS-K1T343EWX: EM card	DS-K1T343MFWX: M1 card DS-K1T343EFWX: EM card	M1 card	M1 card	DS-K1T642M: M1 card; DS-K1T642E: 125 KHz EM card
Communication Mode	TCP / IP, RS-485, Wiegand, ISUP 5.0	TCP / IP, Wi-Fi (For W series), RS-485, ISUP 5.0	TCP / IP, Wi-Fi (For W series), RS-485, ISUP 5.0	TCP / IP, Wi-Fi (For W series), RS-485, Wiegand, ISUP 5.0	TCP / IP, Wi-Fi (For W series), RS-485, Wiegand, ISUP 5.0	TCP / IP, RS-485, Wiegand, ISUP 5.0
LCD Screen	4.3-inch LCD touch screen Resolution: 272 × 480	4.3-inch LCD touch screen Resolution: 272 × 480	4.3-inch LCD touch screen Resolution: 272 × 480	4.3-inch capacitive touch screen Resolution: 272 × 480	4.3-inch capacitive touch screen Resolution: 272 × 480	4.3-inch capacitive touch screen Resolution: 800 × 480
Camera	2 MP dual-lens camera	2 MP dual-lens camera	2 MP dual-lens camera	2 MP wide-angle dual-lens	2 MP wide-angle dual-lens	2 MP wide-angle dual-lens
Face Authentication Duration	1:N < 0.2 s	1:N < 0.2 s	1:N < 0.2 s	1:N < 0.2 s	1:N < 0.2 s	1:N < 0.2 s
Face mask detection	Support	Support	Support	Support	Support	Support
Fingerprint Capacity	Max.3,000 Fingerprints	-	Max.3,000 Fingerprints	-	Max.3,000 Fingerprints	-
Input Interface	Door Sensor × 1, Tamper × 1, Exit Button × 1, USB × 1	Door Sensor × 1, Tamper × 1, Exit Button × 1, USB × 1	Door Sensor × 1, Tamper × 1, Exit Button × 1, USB × 1	Door Sensor × 1, Tamper × 1, Exit Button × 1, USB × 1	Door Sensor × 1, Tamper × 1, Exit Button × 1, USB × 1	Door Sensor × 1, Tamper × 1, Exit Button × 1, USB × 1
Output Interface	Lock × 1	Lock × 1	Lock × 1	Lock × 1	Lock × 1	Lock × 1
Working Temperature	-30 °C to 60 °C (-22 °F to 140 °F)	-30 °C to 60 °C (-22 °F to 140 °F)	-30 °C to 60 °C (-22 °F to 140 °F)	-30°C to +60°C (-22°F to +140°F)	-30°C to +60°C (-22°F to +140°F)	-10 °C to 50 °C (14 °F to 122 °F)
Protection Level	IP65	IP65	IP65	IP65	IP65	-
Working Humidity	0 to 90 % (No condensing)	0 to 90 % (No condensing)	0 to 90 % (No condensing)	10 % to 90 % (Non-Condensing)	10 % to 90 % (Non-Condensing)	10 % to 90 % (Non-Condensing)
Dimension	91.3 mm × 181.3 mm × 24.5 mm (3.59" × 7.14" × 0.96")	91.3 mm × 181.3 mm × 24.5 mm (3.59" × 7.14" × 0.96")	91.3 mm × 181.3 mm × 24.5 mm (3.59" × 7.14" × 0.96")	172.5 mm × 83.2 mm × 22.7 mm (6.79" × 3.28" × 0.89")	172.5 mm × 83.2 mm × 22.7 mm (6.79" × 3.28" × 0.89")	118 mm × 118 mm × 24 mm (4.65" × 4.65" × 0.94")

Model	DS-K1T642MF, DS-K1T642EF	DS-K1T642MW, DS-K1T642EW	DS-K1T642MFW, DS-K1T642EFW	DS-K1T671M	DS-K1T671MF	DS-K1T671TMW
Image	 Face Recognition Terminal	 Face Recognition Terminal	 Face Recognition Terminal	 Face Recognition Terminal	 Face Recognition Terminal	 Face Recognition Terminal
Power Supply	12 VDC, 2 A	12 VDC, 2 A	12 VDC, 2 A	12 VDC, 2 A	12 VDC, 2 A	12 VDC, 2 A
Processor	32 Bit	32 Bit	32 Bit	32 Bit	32 Bit	32 Bit
Storage	Face: 6,000 Card: 10,000 Fingerprint: 5,000 Event: 150,000	Face: 6,000 Card: 10,000 Event: 150,000	Face: 6,000 Card: 10,000 Fingerprint: 5,000 Event: 150,000	Card: 6,000 Face: 6,000 Event: 50,000	Card: 6,000 Face: 6,000 Fingerprint: 5,000 Event: 50,000	Card: 50,000 Face: 50,000 Event: 100,000
Card Reading Mode	DS-K1T642MF: M1 card DS-K1T642EF: 125 KHz EM card	DS-K1T642MW: M1 card DS-K1T642EW: 125 KHz EM card	DS-K1T642MFW: M1 card DS-K1T642EFW: 125 KHz EM card	M1 card	M1 card	M1 card
Communication Mode	TCP / IP, RS-485, Wiegand, ISUP 5.0	TCP / IP, Wi-Fi, RS-485, Wiegand, ISUP 5.0	TCP / IP, Wi-Fi, RS-485, Wiegand, ISUP 5.0	TCP / IP, RS-485, Wiegand, ISUP 5.0	TCP / IP, RS-485, Wiegand, ISUP 5.0	TCP / IP, Wi-Fi, RS-485, Wiegand, ISUP 5.0
LCD Screen	4.3-inch capacitive touch screen Resolution: 800 × 480	4.3-inch capacitive touch screen Resolution: 800 × 480	4.3-inch capacitive touch screen Resolution: 800 × 480	7-inch LCD Touch screen; Resolution: 1024 × 600	7-inch LCD Touch screen; Resolution: 1024 × 600	7-inch LCD Touch screen; Resolution: 1024 × 600
Camera	2 MP wide-angle dual-lens	2 MP wide-angle dual-lens	2 MP wide-angle dual-lens	2 MP dual-lens camera, with IR supplement light, WDR	2 MP dual-lens camera, with IR supplement light, WDR	2 MP dual-lens camera, with IR supplement light, WDR
Face Authentication Duration	1:N < 0.2 s	1:N < 0.2 s	1:N < 0.2 s	1:N < 0.2 s	1:N < 0.2 s	1:N < 0.2 s
Face mask detection	Support	Support	Support	Support	Support	Support
Fingerprint Capacity	Max. 5,000 Fingerprints	-	Max. 5,000 Fingerprints	-	Max. 5,000 Fingerprints	-
Input Interface	Door Sensor × 1, Tamper × 1, Exit Button × 1, USB × 1	Door Sensor × 1, Tamper × 1, Exit Button × 1, USB × 1	Door Sensor × 1, Tamper × 1, Exit Button × 1, USB × 1	Door Sensor × 1, Alarm Input × 2, Tamper × 1, Exit Button × 1, USB × 1	Door Sensor × 1, Alarm Input × 2, Tamper × 1, Exit Button × 1, USB × 1	Door Sensor × 1, Alarm Input × 2, Tamper × 1, Exit Button × 1, USB × 1
Output Interface	Lock × 1	Lock × 1	Lock × 1	Lock × 1, Alarm Output × 1	Lock × 1, Alarm Output × 1	Lock × 1, Alarm Output × 1
Working Temperature	-10 °C to 50 °C (14 °F to 122 °F)	-10 °C to 50 °C (14 °F to 122 °F)	-10 °C to 50 °C (14 °F to 122 °F)	-30 °C to +60 °C (-22 °F to +140 °F)	-30 °C to +60 °C (-22 °F to +140 °F)	-30 °C to +60 °C (-22 °F to +140 °F)
Protection Level	-	-	-	IP65	IP65	IP65
Working Humidity	10 % to 90 % (Non-Condensing)	10 % to 90 % (Non-Condensing)	10 % to 90 % (Non-Condensing)	10 % to 90 % (Non-Condensing)	10 % to 90 % (Non-Condensing)	10 % to 90 % (Non-Condensing)
Dimension	118 mm x 118 mm x 24 mm (4.65" × 4.65" × 0.94")	118 mm x 118 mm x 24 mm (4.65" × 4.65" × 0.94")	118 mm x 118 mm x 24 mm (4.65" × 4.65" × 0.94")	239 mm × 116.5 mm × 33 mm (9.41" × 4.59" × 1.30")	290 mm × 116.5 mm × 33 mm (11.41" × 4.59" × 1.30")	239 mm × 116.5 mm × 33 mm (9.41" × 4.59" × 1.30")

Model	DS-K1T671TMFW	DS-K1T672M, DS-K1T672E, DS-K1T672MW	DS-K1T673DX, DS-K1T673DWX	DS-K1T673TDX, DS-K1T673TDWX	DS-K1T680D-E1, DS-K1T680DF-E1	DS-K1T680DW, DS-K1T680DFW
Image	 Face Recognition Terminal	 Face Recognition Terminal	 HOT Face Recognition Terminal	 Face Recognition Terminal	 Face Recognition Terminal	 Face Recognition Terminal
Power Supply	12 VDC, 2 A	12 VDC, 2 A	12 VDC - 24 VDC, 2 A	12 VDC - 24 VDC, 2 A	12 VDC, 24 VDC Power Adapter, P0E	12 VDC, 24 VDC Power Adapter
Processor	32 Bit	32 Bit	32 Bit	32 Bit	32 Bit	32 Bit
Storage	Card: 50,000 Face: 50,000 Fingerprint: 5,000 Event: 100,000	Card: 50,000 Face: 50,000 Event: 50,000	Card: 50,000 Face: 10,000 Fingerprint: 10,000 (With fingerprint module) Event: 150,000	Card: 500,000 Face: 100,000 Fingerprint: 10,000 (With fingerprint module) Event: 150,000	Card: 100,000 Face: 100,000 Event: 150,000	Card: 100,000 Face: 100,000 Event: 150,000
Card Reading Mode	M1 card	DS-K1T672M/DS-K1T672MW: M1 card DS-K1T672E: 125 KHz EM card	DESfire card; Felica card; M1 card	DESfire card; Felica card; M1 card	DESfire card; Felica card; M1 card	DESfire card; Felica card; M1 card
Communication Mode	TCP / IP, Wi-Fi, RS-485, Wiegand, ISUP 5.0	TCP / IP, RS-485, Wiegand, ISUP 5.0, Wi-Fi (DS-K1T672MW)	TCP / IP, RS-485, Wiegand, ISUP 5.0, Wi-Fi (DS-K1T673DWX)	TCP / IP, RS-485, Wiegand, ISUP 5.0, Wi-Fi (DS-K1T673TDWX)	ISUP 5.0, Wiegand, RS-485, TCP/IP	ISUP 5.0, Wiegand, RS-485, TCP/IP, Wi-Fi
LCD Screen	7-inch LCD Touch screen; Resolution: 1024 × 600	7-inch capacitive touch screen with bezel-less design Resolution: 1024*600	7-inch LCD touch screen Resolution: 600 × 1024	7-inch LCD touch screen Resolution: 600 × 1024	8-inch LCD Touch screen; Resolution: 1280 × 800	8-inch LCD Touch screen; Resolution: 1280 × 800
Camera	2 MP dual-lens camera, with IR supplement light, WDR	2 MP wide-angle dual-lens	2 MP wide-angle dual-lens	2 MP wide-angle dual-lens	2 MP dual-lens camera, with IR supplement light, WDR	2 MP dual-lens camera, with IR supplement light, WDR
Face Authentication Duration	1:N < 0.2 s	1:N < 0.2 s	1:N < 0.2 s	1:N < 0.2 s	1:N < 0.2 s	1:N < 0.2 s
Face mask detection	Support	Support	Support	Support	Support	Support
Fingerprint Capacity	Max. 5,000 Fingerprints	-	10,000 (With fingerprint module)	10,000 (With fingerprint module)	10,000 (DS-K1T680DF-E1 only)	10,000 (DS-K1T680DFW only)
Input Interface	Door Sensor × 1, Alarm Input × 2, Tamper × 1, Exit Button × 1, USB × 1	Door Sensor × 1, IO Input × 2, Tamper × 1, Exit Button × 1, USB × 1	Door Sensor × 1, IO Input × 2, Tamper × 1, Exit Button × 1, USB × 1	Door Sensor × 1, IO Input × 2, Tamper × 1, Exit Button × 1, USB × 1	Network × 1, RS-485 × 1, Wiegand × 1, USB × 1, IO input × 2, door contact × 1, exit button × 1, tamper × 1	Network × 1, RS-485 × 1, Wiegand × 1, USB × 1, IO input × 2, door contact × 1, exit button × 1, tamper × 1
Output Interface	Lock × 1, Alarm Output × 1	Lock × 1, IO output × 1	Lock × 1, Alarm Output × 1	Lock × 1, Alarm Output × 1	Lock × 1, IO output × 1	Lock × 1, IO output × 1
Working Temperature	-30 °C to +60 °C (-22 °F to +140 °F)	-10 °C to 50 °C (-58 °F to 122 °F)	-30 °C to 60 °C (-22 °F to 140 °F)	-30 °C to 60 °C (-22 °F to 140 °F)	-30 °C to 60 °C (-22 °F to 140 °F)	-30 °C to 60 °C (-22 °F to 140 °F)
Protection Level	IP65	-	IP65	IP65	IP65	IP65
Working Humidity	10 % to 90 % (Non-Condensing)	10 % to 90 % (Non-Condensing)	0 to 90 % (no condensing)	0 to 90 % (no condensing)	10 % to 90 % (Non-Condensing)	10 % to 90 % (Non-Condensing)
Dimension	290 mm × 116.5 mm × 33 mm (11.41" × 4.59" × 1.30")	185.8 mm × 103.36 mm × 20.7 mm (7.31" × 4.07" × 0.81")	110.5 mm × 209.2 mm × 24 mm (4.35" × 8.24" × 0.94")	110.5 mm × 209.2 mm × 24 mm (4.35" × 8.24" × 0.94")	127.3 mm × 232.1 mm × 23.5 mm (5.0" × 9.1" × 0.9")	127.3 mm × 232.1 mm × 23.5 mm (5.0" × 9.1" × 0.9")

Model	DS-K1T680D6, DS-K1T680DF6	DS-K1T680D61, DS-K1T680DF61	DS-K1T681DBX, DS-K1T681DBWX	DS-K1T690M-T, DS-K1T690MW DS-K1T690M-E1, DS-K1T690MF-X	DS-K1T981M, DS-K1T981MF	DS-K5671-ZV
Image	 Face Recognition Terminal	 Face Recognition Terminal	 NEW Face Recognition Terminal	 Face Recognition Terminal	 Iris & Face Recognition Terminal	 Face Recognition Module for Turnstile
Power Supply	12 VDC, 24 VDC Power Adapter	12 VDC, 24 VDC Power Adapter	12 VDC, 24 VDC Power Adapter	12 VDC, 24 VDC Power Adapter, Standard PoE (DS-K1T690M-E1 only)	12 VDC, 3 A	12 VDC, 2 A
Processor	32 Bit	32 Bit	32 Bit	32 Bit	32 Bit	32 Bit
Storage	Card: 100,000 Face: 100,000 Event: 150,000	Card: 100,000 Face: 100,000 Event: 150,000	Card: 500,000 Face: 100,000 Event: 500,000	Card: 150,000 Face: 100,000 Event: 150,000	Iris: 10,000 Card: 100,000 Face: 100,000 Event: 150,000	Face: 50,000 Event: 100,000
Card Reading Mode	DESfire card; Felica card; M1 card	DESfire card; Felica card; M1 card	DESfire card; Felica card; M1 card	M1 card	M1 card	-
Communication Mode	ISUP 5.0, Wiegand, RS-485, TCP/IP, 3G/4G (check datasheet for details)	ISUP 5.0, Wiegand, RS-485, TCP/IP, 3G/4G (check datasheet for details)	ISUP 5.0, Wiegand, RS-485, TCP/IP, Wi-Fi (DS-K1T681DBWX only)	ISUP 5.0, Wiegand, RS-485, TCP/IP, Wi-Fi (DS-K1T690MW only)	ISUP 5.0, Wiegand, RS-485, TCP/IP, Wi-Fi	TCP / IP, Wi-Fi, RS-485, Wiegand, ISUP 5.0
LCD Screen	8-inch LCD Touch screen; Resolution: 1280 × 800	8-inch LCD Touch screen; Resolution: 1280 × 800	8-inch LCD Touch Screen; Resolution: 1280 × 800	15.6-inch Capacitive touch screen, gesture recognition is available Resolution: 1920×1080	8-inch LCD capacitive touch screen Resolution: 1280 × 800	7-inch LCD Touch screen; Resolution: 1024 × 600
Camera	2 MP dual-lens camera, with IR supplement light, WDR	2 MP dual-lens camera, with IR supplement light, WDR	2 MP dual-lens camera, with IR supplement light, WDR	2 MP dual-lens camera, with IR supplement light, WDR	5 MP camera for iris recognition, 2 MP dual-lens camera, with IR supplement light, WDR	2 MP dual-lens camera, with IR supplement light, WDR
Face Authentication Duration	1:N < 0.2 s	1:N < 0.2 s	1:N < 0.2 s	1:N < 0.2 s	Face: 1:N < 0.2 s Iris: < 1 s	1:N < 0.2 s
Face mask detection	Support	Support	Support	Support	Support	Support
Fingerprint Capacity	10,000 (DS-K1T680DFG only)	10,000 (DS-K1T680DF61 only)	10,000 (with fingerprint module)	10,000 (DS-K1T690MF-X only)	5,000 (DS-K1T981MF only)	-
Input Interface	Network × 1, RS-485 × 1, Wiegand × 1, USB × 1, IO input × 2, door contact × 1, exit button × 1, tamper × 1	Network × 1, RS-485 × 1, Wiegand × 1, USB × 1, IO input × 2, door contact × 1, exit button × 1, tamper × 1	Network × 1, RS-485 × 1, Wiegand × 1, USB × 1, IO input × 2, door contact × 1, exit button × 1, tamper × 1	Network × 2, RS-485 × 1, Wiegand × 1, USB × 1, IO input × 2, door contact × 1, exit button × 1, tamper × 1	Network × 1, RS-485 × 1, Wiegand × 1, USB × 1, IO input × 2, door contact × 1, exit button × 1, tamper × 1	Door Sensor × 1, IO input × 2, USB × 1
Output Interface	Lock × 1, IO output × 1	Lock × 1, IO output × 1	Lock × 1, Alarm Output × 1	Lock × 1, Alarm Output × 1	Lock × 1, Alarm Output × 1	Lock × 1, IO output × 1
Working Temperature	-30 °C to 60 °C (-22 °F to 140 °F)	-30 °C to 60 °C (-22 °F to 140 °F)	-30 °C to 60 °C (-22 °F to 140 °F)	-30 °C to 60 °C (-22 °F to 140 °F)	-30 °C to 60 °C (-22 °F to 140 °F)	-30 °C to 60 °C (-22 °F to +140 °F)
Protection Level	IP65	IP65	IP65	IP65	IP65 (It is recommended using the device indoors for iris recognition)	IP65
Working Humidity	10 % to 90 % (Non-Condensing)	10 % to 90 % (Non-Condensing)	10 % to 90 % (Non-Condensing)	10 % to 90 % (No condensing)	10 % to 90 % (No condensing)	10 % to 90 % (Non-Condensing)
Dimension	127.3 mm × 232.1 mm × 23.5 mm (5.0" × 9.1" × 0.9")	127.3 mm × 232.1 mm × 23.5 mm (5.0" × 9.1" × 0.9")	129.1 mm × 232.5 mm × 26.5 mm (5.1" × 9.1" × 1.0")	432 mm × 251 mm × 35 mm (17.0" × 9.9" × 1.4")	126 mm × 232 mm × 27 mm (5.0" × 9.1" × 1.1")	428.71 mm × 126.6 mm × 100 mm (16.88" × 4.98" × 3.94")

Model	DS-K5671-ZH	DS-K5671-ZU
Image	 Face Recognition Module for Turnstile	 Face Recognition Module for Turnstile
Power Supply	12 V DC, 2 A	12 V DC, 2 A
Processor	32 Bit	32 Bit
Storage	Face: 50,000 Event: 100,000	Face: 50,000 Event: 100,000
Card Reading Mode	-	-
Communication Mode	TCP / IP, Wi-Fi, RS-485, Wiegand, ISUP 5.0	TCP / IP, Wi-Fi, RS-485, Wiegand, ISUP 5.0
LCD Screen	7-inch LCD Touch screen; Resolution: 1024 × 600	7-inch LCD Touch screen; Resolution: 1024 × 600
Camera	2 MP dual-lens camera, with IR supplement light, WDR	2 MP dual-lens camera, with IR supplement light, WDR
Face Authentication Duration	1:N < 0.2 s	1:N < 0.2 s
Face mask detection	Support	Support
Fingerprint Capacity	-	-
Input Interface	Door Sensor × 1, IO input × 2, USB × 1	Door Sensor × 1, IO input × 2, USB × 1
Output Interface	Lock × 1, IO output × 1	Lock × 1, IO output × 1
Working Temperature	-30 °C to 60 °C (-22 °F to +140 °F)	-30 °C to 60 °C (-22 °F to +140 °F)
Protection Level	-	IP65
Working Humidity	10% to 90% (Non-Condensing)	10% to 90% (Non-Condensing)
Dimension	236.96 mm × 126.6 mm × 86.54 mm (9.33" × 4.98" × 3.41")	325.19 mm × 126.6 mm × 60.79 mm (12.8" × 4.98" × 2.4")

Model	DS-K5032	DS-K5032-D	DS-K5032-3XFD
Image	 Visitor Terminal	 Visitor Terminal	 Visitor Terminal
Operation system	Android 7.1.2	Android 7.1.2	Android 7.1.2
Screen size	For Administrator: 10.1-inch LCD touch screen	For Administrator: 10.1-inch LCD touch screen For visitor: 10.1-inch display screen	For Administrator: 10.1-inch LCD touch screen For visitor: 10.1-inch display screen
Screen Resolution	1280 × 800	1280 × 800	1280 × 800
Camera	Dual lens 2 MP camera with WDR feature	Dual lens 2 MP camera with WDR feature	Dual lens 2 MP camera with WDR feature
Temperature measurement	-	-	range: 30 °C to 45 °C (86 °F to 113 °F), accuracy: 0.1 °C, deviation: ± 0.5 °C, without black body calibration, distance: 0.3 to 2 m
Network	10/100/1000 M self-adaptive	10/100/1000 M self-adaptive	10/100/1000 M self-adaptive
Wi-Fi	Support	Support	Support
Storage	Visitor record: 130,000	Visitor record: 130,000	Visitor record: 130,000
Card Reading Distance	0 to 4 cm	0 to 4 cm	0 to 4 cm
Card Authentication Duration	< 1 s	< 1 s	< 1 s
Power Supply	12 V DC, 3A	12 V DC, 3 A	12 V DC, 3 A
Input Interface	USB × 2	USB × 2	USB × 2
Working Temperature	-10 °C to 50 °C (14 °F to 122 °F)	-10°C to 50°C (14°F to +122°F)	-10 °C to 50 °C (14 °F to 122 °F)
Working Humidity	10 % to 90 % (Non-Condensing)	10 % to 90 % (Non-Condensing)	10 % to 90 % (Non-Condensing)

Access Control

MinMoe Temperature Screening Terminal





Touch-free, Access is Easier than Ever

Ensure Security with Various Terminals

- > Thermographic technology
- > Displays real-time skin-surface temperature
- > Face mask detection
- > Web configuration
- > Flexible deployment



MinMoe
Face Recognition Terminals

Model	DS-K1T671TM-3XF	DS-K1TA70MI-T	DS-K5671-3XF/ZU	DS-K5604A-3XF/V
Image	 <p>MinMoe Temperature Screening Terminal</p>	 <p>MinMoe Temperature Screening Terminal</p>	 <p>MinMoe Temperature Screening Terminal</p>	 <p>MinMoe Temperature Screening Terminal</p>
Power Supply	12 VDC, 2 A	12 VDC, 2 A	12 VDC, 2 A	12 VDC, 2 A
Processor	32 Bit	32 Bit	32 Bit	32 Bit
Storage	Face: 50,000 Card: 50,000 Event: 100,000	Face: 6,000 Card: 6,000 Event: 100,000	Face: 50,000 Event: 100,000	Face: 50,000 Event: 100,000
Temperature range	30 °C to 45 °C (86 °F to 113 °F)	30 °C to 45 °C (86 °F to 113 °F)	30 °C to 45 °C (86 °F to 113 °F)	30 °C to 45 °C (86 °F to 113 °F)
Temperature accuracy	± 0.5 °C, without black body calibration	± 0.5 °C	±0.5 °C, without black body calibration	±0.5 °C, without black body calibration
Measuring distance	0.3 to 2 m	0.3 to 1.8 m	0.3 to 2 m	0.3 to 2 m
Face mask detection	Support	Support	Support	Support
Card Reading Mode	M1 card	M1 card	N/A	N/A
Communication Mode	10/100/1000 Mbps self-adaptive	10/100/1000 Mbps self-adaptive	10/100/1000 Mbps self-adaptive	10/100/1000 Mbps self-adaptive
LCD Screen	7 inch touch screen	7 inch touch screen	7 inch touch screen	10.1 inch touch screen
Camera	2 MP dual-lens camera, WDR	2 MP dual-lens camera, WDR	2 MP dual-lens camera, WDR	2 MP dual-lens camera, WDR
Input Interface	Network × 1, RS-485 × 1, Wiegand × 1, USB × 2, alarm input × 2, door contact × 1, exit button × 1, tamper × 1	Network × 1, RS-485 × 1, Wiegand × 1, USB × 2, alarm input × 2, door contact × 1, exit button × 1, tamper × 1	Network × 1, RS-485 × 1, Wiegand × 1, USB × 1, door contact × 1, exit button × 1, tamper × 1	Network × 1, RS-485 × 1, Wiegand × 1, USB × 2, door contact × 1, exit button × 1, tamper × 1
Output Interface	lock ×1, alarm output× 1	lock ×1, alarm output× 1	lock ×1	lock ×1
Working Temperature	0 °C to 50 °C (32 °F to 122 °F) For temperature measurement: 10 °C to 35 °C (50 °F to 95 °F)	0 °C to 50 °C (32 °F to 122 °F) For temperature measurement: 10 °C to 35 °C (50 °F to 95 °F)	0 °C to 50 °C (32 °F to 122 °F) For temperature measurement: 10 °C to 35 °C (50 °F to 95 °F)	0 °C to 50 °C (32 °F to 122 °F) For temperature measurement: 10 °C to 35 °C (50 °F to 95 °F)
Working Humidity	10 to 90 % (Non-condensing)	10 to 90 % (Non-condensing)	10 to 90 % (Non-condensing)	10 to 90 % (Non-condensing)
Dimension	282.78 mm x 116.5 mm x 36.7 mm (11.13" x 4.59" x 1.44")	290 mm x 116.5 mm x 35 mm (11.42" x 4.59" x 1.38")	366.6 mm x 126.6 mm x 122.1 mm (14.43" x 4.98" x 4.81")	1398.95 mm x 172 mm x 250.71 mm (55.08" x 6.77" x 9.87")

Access Control

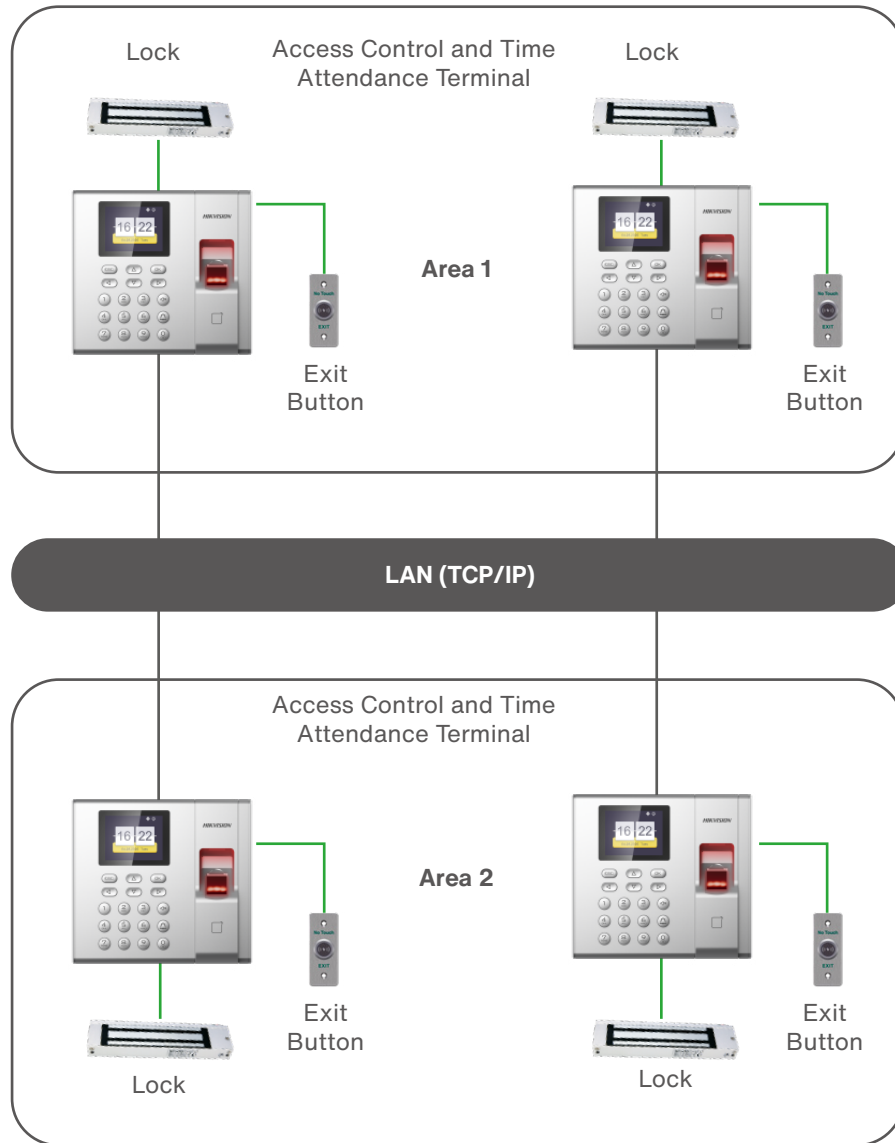
Fingerprint / Card Terminal

Ensure Security with Various Terminals

Hikvision's economical standalone terminal integrates its latest fingerprint algorithm. Identification is faster and time attendance reports are more accurate. Applications for this technology in the SMB market are expansive, including shops, retail stores, and more. Hikvision's access control brings power and efficiency to your business.

- > **Multiple authentication methods: custom combinations of fingerprints / cards / PIN code**
- > **Supports access control secure module, vastly improving security levels**
WAN connection by ISUP protocol supports multiple-location management
- > **Multiple methods to enroll fingerprints: local devices / remote devices / fingerprint enrollers**
- > **Import / export system parameters via USB**
- > **Local time & attendance recording**
(DS-K1T8003 / DS-K1A8503 / DS-K1T804A / DS-K1T804B/ DS-K1A802A)





Card Enroller Fingerprint Enroller







HikCentral Access Control









- TCP/IP
- USB
- Multicore cable









Fingerprint Terminal

Model	DS-K1A802AF/AMF/AEF	DS-K1A802AF/AMF/AEF-B	DS-K1T804AF/AMF/AEF	DS-K1A8503F/MF/EF
Image	 Fingerprint Time Attendance Terminal	 Fingerprint Time Attendance Terminal (Support backup battery)	 Fingerprint Access Control Terminal	 Fingerprint Time Attendance Terminal
Power Supply	5 VDC, 1A	5 VDC, 1A	12 VDC, 1A	5 VDC, 1A
Processor	32 Bit	32 Bit	32 Bit	32 Bit
Storage	Card: 3,000 Fingerprint: 3,000 Event: 100,000 Attendance Record: 150,000	Card: 3,000 Fingerprint: 3,000 Event: 100,000 Attendance Record: 150,000	Card: 3,000 Fingerprint: 3,000 Event: 100,000 Attendance Record: 150,000	Card: 1,000 Fingerprint: 1,000 Event: 100,000
Card Reading Mode	EM Card (For E seires) M1 Card (For M series) (Swiping Card is Not Available for DS-K1A802AF)	EM Card (For E seires) M1 Card (For M series) (Swiping Card is Not Available for DS-K1A802AF-B)	EM Card (For E seires) M1 Card (For M series) (Swiping Card is Not Available for DS-K1T804AF)	EM Card (For E seires) M1 Card (For M series) (Swiping Card is Not Available for DS-K1A8503F)
Communication Mode	TCP / IP, Wi-Fi, ISUP 5.0	TCP / IP, Wi-Fi, ISUP 5.0	TCP / IP, Wi-Fi, RS-485 (For Secure Door Control Unit), Wiegand, ISUP 5.0	TCP / IP, ISUP 5.0
LCD Screen	2.4-inch LCD display screen	2.4-inch LCD display screen	2.4-inch (320× 240 LCD-TFT display screen)	2.4-inch LCD display screen
Camera	-	-	-	-
Fingerprint Capacity	Max. 3,000 Fingerprints	Max. 3,000 Fingerprints	Max. 3,000 Fingerprints	Max. 1,000 Fingerprints
Fingerprint Authentication Duration	1:N < 1 s	1:N < 1 s	1:N < 1 s	1:N < 1 s
Input Interface	USB × 1	USB × 1	Network × 1, RS-485 × 1, Wiegand × 1, USB × 1, IO input × 1, door contact × 1, exit button × 1, tamper × 1	USB × 1
Output Interface	-	-	Lock Relay × 1, IO Output × 1	-
LED Indicator	Power / Status	Power / Status	Power / Status	Power / Status
Working Temperature	-10 ° C to 55 ° C (14 ° F to 131 ° F)	-10 ° C to 55 ° C (14 ° F to 131 ° F)	-10 ° C to 55 ° C (14 ° F to 131 ° F)	-10 ° C to 55 ° C (14 ° F to 131 ° F)
Working Humidity	10 % to 90 % (Non-Condensing)	10 % to 90 % (Non-Condensing)	10 % to 90 % (Non-Condensing)	10 % to 90 % (Non-Condensing)
Dimension	140 mm × 155 mm × 30 mm (5.51" × 6.01" × 1.18")	140 mm × 155 mm × 30 mm (5.51" × 6.01" × 1.18")	205 mm×76.5 mm×37 mm (8.07"×3.01"×1.46")	140 mm × 155 mm × 30 mm (5.51" × 6.01" × 1.18")




Model	DS-K1A8503F/MF/EF-B	DS-K1T8003F/MF/EF	DS-K1T201AMF/EF
Image	 <p>Fingerprint Time Attendance Terminal (Support backup battery)</p>	 <p>Fingerprint Access Control Terminal</p>	 <p>Fingerprint Access Control Terminal</p>
Power Supply	5 VDC, 1A	12 VDC, 1A	12 VDC, 2A
Processor	32 Bit	32 Bit	32 Bit
Storage	Card: 1,000 Fingerprint: 1,000 Event: 100,000	Card: 1,000 Fingerprint: 1,000 Event: 100,000	Card: 100,000 Fingerprint: 5,000 Event: 300,000
Card Reading Mode	EM Card (For E series) M1 Card (For M series) (Swiping Card is Not Available for DS-K1A8503F-B)	EM Card (For E series) M1 Card (For M series) (Swiping Card is Not Available for DS-K1T8003F)	EM Card (For E series) M1 card (For M series)
Communication Mode	TCP / IP, ISUP 5.0	TCP / IP, ISUP 5.0	TCP / IP, Wi-Fi, RS-485, Wiegand
LCD Screen	2.4-inch LCD Display Screen	2.4-inch LCD Display Screen	2.8-inch LCD Display Screen
Camera	-	-	-
Fingerprint Capacity	Max. 1,000 Fingerprints	Max. 1,000 Fingerprints	Max. 5,000 Fingerprints
Fingerprint Authentication Duration	1:N < 1 s	1:N < 1 s	1:N < 1 s
Input Interface	USB × 1	Exit Button × 1, Door Sensor × 1, USB × 1	Network × 1, RS-485 × 1, Wiegand × 1, USB × 1, IO input × 2, door contact × 1, exit button × 1, tamper × 1
Output Interface	-	Lock Relay × 1, Doorbell Output × 1	IO output × 1, Lock Relay × 1
LED Indicator	Power / Status	Power / Status	Power / Status
Working Temperature	-10 °C to 55 °C (14 °F to 131 °F)	-10 °C to 55 °C (14 °F to 131 °F)	-30 °C to 60 °C (-22 °F to 140 °F)
Working Humidity	10 % to 90 % (Non-Condensing)	10 % to 90 % (Non-Condensing)	10 % to 90 %
Dimension	140 mm × 155 mm × 30 mm (5.51" × 6.01" × 1.18")	140 mm × 155 mm × 30 mm (5.51" × 6.01" × 1.18")	137 mm × 142 mm × 35 mm (5.4" × 5.6" × 1.4")

Model	DS-K1T502DBWX	DS-K1T502DBWX-C	DS-K1T502DBFWX	DS-K1T502DBFWX-C
Image	 Access Control Terminal	 Access Control Terminal	 Access Control Terminal	 Access Control Terminal
Power Supply	12 V - 24 VDC 1 A	12 V - 24 VDC 1 A	12 V - 24 VDC 1 A	12 V - 24 VDC 1 A
Processor	32 Bit	32 Bit	32 Bit	32 Bit
Storage	Card: 100,000 Event: 300,000	Card: 100,000 Event: 300,000	Card: 100,000 Fingerprint: 10,000 Event: 300,000	Card: 100,000 Fingerprint: 10,000 Event: 300,000
Card Reading Mode	M1 card DESfire card Felica card	M1 card DESfire card Felica card	M1 card DESfire card Felica card	M1 card DESfire card Felica card
Communication Mode	TCP / IP, Wi-Fi, RS-485, Wiegand, Bluetooth	TCP / IP, Wi-Fi, RS-485, Wiegand, Bluetooth	TCP / IP, Wi-Fi, RS-485, Wiegand, Bluetooth	TCP / IP, Wi-Fi, RS-485, Wiegand, Bluetooth
LCD Screen	-	-	-	-
Camera	-	2 MP	-	2 MP
Fingerprint Capacity	-	-	10,000	10,000
Fingerprint Authentication Duration	-	-	1:N < 1 s	1:N < 1 s
Input Interface	Doorbell Button × 1, Door Sensor × 1, Alarm Input × 1, Exit Button × 1, Tamper × 1	Doorbell Button × 1, Door Sensor × 1, Alarm Input × 1, Exit Button × 1, Tamper × 1	Doorbell Button × 1, Door Sensor × 1, Alarm Input × 1, Exit Button × 1, Tamper × 1	Doorbell Button × 1, Door Sensor × 1, Alarm Input × 1, Exit Button × 1, Tamper × 1
Output Interface	Lock × 1, Alarm Output (Doorbell) × 1	Lock × 1, Alarm Output (Doorbell) × 1	Lock × 1, Alarm Output (Doorbell) × 1	Lock × 1, Alarm Output (Doorbell) × 1
LED Indicator	Power / Status	Power / Status	Power / Status	Power / Status
Working Temperature	IK09, IP65 -40 °C to 70 °C (-40 °F to 158 °F)	IK09, IP65 -40 °C to 70 °C (-40 °F to 158 °F)	IK09, IP65 -40 °C to 70 °C (-40 °F to 158 °F)	IK09, IP65 -40 °C to 70 °C (-40 °F to 158 °F)
Working Humidity	10 % to 90 % (Non-Condensing)	10 % to 90 % (Non-Condensing)	10 % to 90 % (Non-Condensing)	10% to 90 % (Non-Condensing)
Dimension	177 mm × 81 mm × 26 mm [6.97" × 3.19" × 1.02"]	177 mm × 81 mm × 26 mm [6.97" × 3.19" × 1.02"]	177 mm × 81 mm × 26 mm [6.97" × 3.19" × 1.02"]	177 mm × 81 mm × 26 mm [6.97" × 3.19" × 1.02"]

Model	DS-K1T805MX	DS-K1T805MBWX	DS-K1T805MBFWX
Image	 <p style="text-align: right; color: red; font-weight: bold;">NEW</p> <p style="text-align: center; border: 1px solid red; border-radius: 10px; display: inline-block;">Access Control Terminal</p>	 <p style="text-align: right; color: red; font-weight: bold;">NEW</p> <p style="text-align: center; border: 1px solid red; border-radius: 10px; display: inline-block;">Access Control Terminal</p>	 <p style="text-align: right; color: red; font-weight: bold;">NEW</p> <p style="text-align: center; border: 1px solid red; border-radius: 10px; display: inline-block;">Access Control Terminal</p>
Power Supply	12 VDC/1 A	12 VDC/1 A	12 VDC/1 A
Processor	32 Bit	32 Bit	32 Bit
Storage	Card: 10,000 Event: 100,000	Card: 10,000 Event: 100,000	Card: 10,000 Fingerprint: 3,000 Event: 100,000
Card Reading Mode	M1 Card	M1 Card	M1 Card
Communication Mode	TCP / IP, RS-485 or OSDP, Wiegand	TCP / IP, Wi-Fi, RS-485 or OSDP, Wiegand, Bluetooth	TCP / IP, Wi-Fi, RS-485 or OSDP, Wiegand, Bluetooth
LCD Screen	-	-	-
Camera	-	-	-
Fingerprint Capacity	-	-	3,000
Fingerprint Authentication Duration	-	-	1:N<1s
Input Interface	Door Sensor × 1, Alarm Input × 2, Exit Button × 1, Tamper × 1	Door Sensor × 1, Alarm Input × 2, Exit Button × 1, Tamper × 1	Door Sensor × 1, Alarm Input × 2, Exit Button × 1, Tamper × 1
Output Interface	Lock × 1, Alarm Output × 1	Lock × 1, Alarm Output × 1	Lock × 1, Alarm Output × 1
LED Indicator	Power / Status	Power / Status	Power / Status
Working Temperature	-30 °C to 60 °C (-22 °F to 140 °F)	-30 °C to 60 °C (-22 °F to 140 °F)	-30 °C to 60 °C (-22 °F to 140 °F)
Working Humidity	0% to 90% (Non-Condensing)	0% to 90% (Non-Condensing)	0% to 90% (Non-Condensing)
Dimension	57.7 mm × 177 mm × 34.6 mm (2.3" × 7.0" × 1.4")	57.7 mm × 177 mm × 34.6 mm (2.3" × 7.0" × 1.4")	57.7 mm × 177 mm × 34.6 mm (2.3" × 7.0" × 1.4")

Model	DS-K1T805EX	DS-K1T805EBWX	DS-K1T805EBFWX
Image	 NEW Access Control Terminal	 NEW Access Control Terminal	 NEW Access Control Terminal
Power Supply	12 VDC/1 A	12 VDC/1 A	12 VDC/1 A
Processor	32 Bit	32 Bit	32 Bit
Storage	Card: 10,000 Event: 100,000	Card: 10,000 Event: 100,000	Card: 10,000 Fingerprint: 3,000 Event: 100,000
Card Reading Mode	EM Card	EM Card	EM Card
Communication Mode	TCP / IP, RS-485 or OSDP, Wiegand	TCP / IP, Wi-Fi, RS-485 or OSDP, Wiegand, Bluetooth	TCP / IP, Wi-Fi, RS-485 or OSDP, Wiegand, Bluetooth
LCD Screen	-	-	-
Camera	-	-	-
Fingerprint Capacity	-	-	3,000
Fingerprint Authentication Duration	-	-	1:N<1s
Input Interface	Door Sensor × 1, Alarm Input × 2, Exit Button × 1, Tamper × 1	Door Sensor × 1, Alarm Input × 2, Exit Button × 1, Tamper × 1	Door Sensor × 1, Alarm Input × 2, Exit Button × 1, Tamper × 1
Output Interface	Lock × 1, Alarm Output × 1	Lock × 1, Alarm Output × 1	Lock × 1, Alarm Output × 1
LED Indicator	Power / Status	Power / Status	Power / Status
Working Temperature	-30 °C to 60 °C (-22 °F to 140 °F)	-30 °C to 60 °C (-22 °F to 140 °F)	-30 °C to 60 °C (-22 °F to 140 °F)
Working Humidity	0% to 90% (Non-Condensing)	0% to 90% (Non-Condensing)	0% to 90% (Non-Condensing)
Dimension	57.7 mm × 177 mm × 34.6 mm [2.3" × 7.0" × 1.4"]	57.7 mm × 177 mm × 34.6 mm [2.3" × 7.0" × 1.4"]	57.7 mm × 177 mm × 34.6 mm [2.3" × 7.0" × 1.4"]

Card Terminal

Model	DS-K1T105AM/E	DS-K1T801M/E	DS-K1T802M/E
Image	 <p>Standalone Access Control Terminal</p>	 <p>Standalone Access Control Terminal</p>	 <p>Standalone Access Control Terminal</p>
Power Supply	12 VDC	12 VDC	12 VDC
Processor	32 Bit	32 Bit	32 Bit
Storage	Card: 100,000 Event: 300,000	Card: 3,000	Card: 3,000 Event: 10,000
Card Reading Mode	EM Card (for E series) M1 card (for M series)	EM Card (for E series) M1 Card (for M series)	EM Card (for E series) M1 Card (for M series)
Communication Mode	TCP / IP, Wi-Fi, RS-485, Wiegand	-	TCP/IP
LCD Screen	2.8-inch LCD Display Screen	-	128 × 64 STN Screen
Camera	-	-	-
Input Interface	Network × 1, RS-485 × 1, Wiegand × 1, USB × 1, IO input × 2, door contact × 1, exit button × 1, tamper × 1	Exit Button × 1, Door Sensor × 1	Exit Button × 1, Door Sensor × 1
Output Interface	IO output × 1, Lock Relay × 1	Doorbell × 1, Lock Relay × 1	Doorbell × 1, Lock Relay × 1
LED Indicator	Power / Status	Power / Status	Power / Status
Working Temperature	-20°C to 65°C [-4°F to 149°F]	-20°C to 65°C [-4°F to 149°F]	-20°C to 65°C [-4°F to 149°F]
Working Humidity	10 % to 90 %	10 % to 90 % (Non-Condensing)	10 % to 90 % (Non-Condensing)
Dimension	137 mm x 142 mm x 35 mm (5.4" × 5.6" × 1.4")	126.5 mm × 94.5 mm × 24 mm (4.98" × 3.72" × 0.94")	126.5 mm × 94.5 mm × 24 mm (4.98" × 3.72" × 0.94")

Access Control

Kit

Single-door access control solution

- > One-stop purchasing
- > Convenient delivery as a kit



HOT



Face Recognition Terminal Kit

DS-KAS541

Face recognition terminal: DS-K1T341CMF x 1

Touch-free button: DS-K7P03 x 1

Single-door magnetic lock: DS-K4H258S x 1

Lock bracket: DS-K4H258-LZ x 1

M1 card: FM11RF08-M1 x 3



Fingerprint Terminal Kit

DS-KAS261

Fingerprint terminal: DS-K1T804AMF x 1

Push button: DS-K7P02 x 1

Single-door magnetic lock: DS-K4H258S x 1

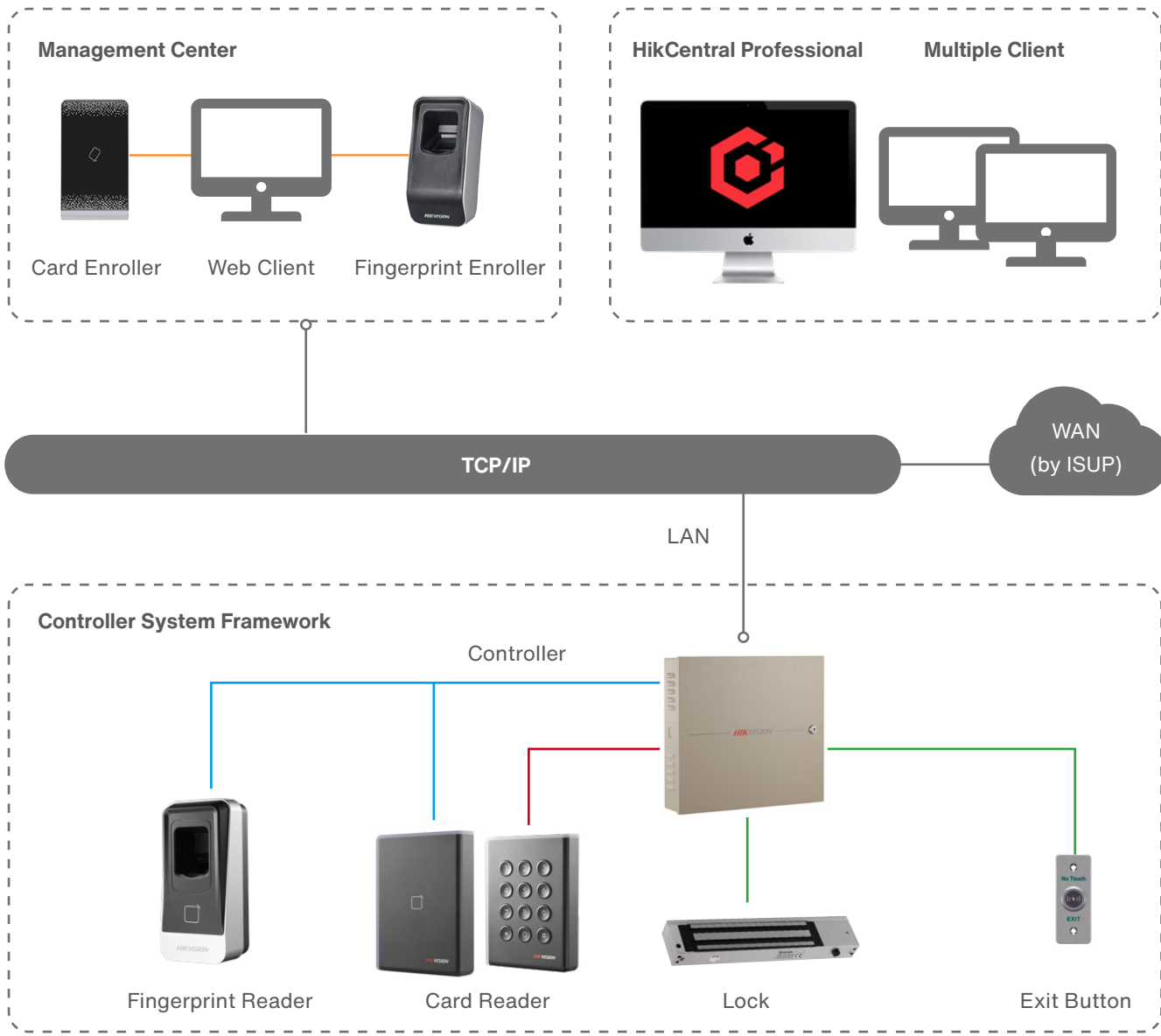
Lock bracket: DS-K4H258-LZ x 1

Access Control






Access Controller

Suitable for Diverse Scenarios with Wide Adaptability

- > Multi-door control
- > Optional backup battery(DS-K2600-G series, DS-K2600T series and DS-K2810 series)
- > Third-party Wiegand reader accessible
- > Supports ISAPI and OSDP protocols
- > Supports advanced access control functions such as interlock and anti-passback
- > Supports zone alarm input and third-party fire alarm linkage
- > Data is stored locally in the event of sudden power outage
- > WAN connection uses ISUP protocol, multiple location management



Access Controller

Model	DS-K2801/02/04	DS-K2601T/02T/04T	DS-K2601/02/04-G	DS-K2601/02/04T (main board)	DS-K2811/12/14
Image	 K2800 Series Access Controller	 K260XT Series Access Controller	 K260X-G Series Access Controller	 K260XT Series Access Controller	 K281X Series Access Controller
Working Voltage	12 VDC	12 VDC	12 VDC	12 VDC	12VDC
Input Voltage	100-240 VAC	100-240 VAC	100-240 VAC	12 VDC	100-240 VAC
Processor	32 bit	32 bit	32 bit	32 bit	32 bit
Uplink Communication Interface	TCP / IP	TCP / IP, RS485, ISUP 5.0	TCP / IP, RS485, ISUP 5.0	TCP / IP, RS485, ISUP 5.0	TCP / IP
Downlink Communication Interface	Wiegand	RS485 & Wiegand / OSDP	RS485 & Wiegand / OSDP	RS485 & Wiegand / OSDP	RS485 & Wiegand
Storage	Card: 10,000 Event: 50,000	Card: 100,000 Event: 300,000	Card: 100,000 Event: 300,000	Card: 100,000 Event: 300,000	Card: 10,000 Event: 50,000
LED Indicator	Power Supply Status, Communication Status, Working Status	Power Supply Status, Communication Status, Working Status	Power Supply Status	Power Supply Status, Communication Status, Working Status	Power Supply Status, Communication Status, Working Status
Built-in Clock	Yes	Yes	Yes	Yes	Yes
Accessible Card Reader	Wiegand Reader: 2/4/4	RS485 Reader: 2/4/8 Wiegand Reader: 2/4/4	RS485 Reader: 2/4/8 Wiegand Reader: 2/4/4	RS485 Reader: 2/4/8 Wiegand Reader: 2/4/4	Wiegand Reader: 2/4/4
Input Interface	Case Input: 1/2/4 Door Sensor: 1/2/4 Exit Button: 1/2/4	Alarm Input: 4/4/4 Case Input: 2/4/8 Door Sensor: 1/2/4 Exit Button: 1/2/4	Alarm Input: 4/4/4 Case Input: 2/4/8 Door Sensor: 1/2/4 Exit Button: 1/2/4	Alarm Input: 4/4/4 Case Input: 2/4/8 Door Sensor: 1/2/4 Exit Button: 1/2/4	Case Input: 4/4/2 Door Sensor: 1/2/4 Exit Button: 1/2/4
Output Interface	Lock Relay: 1/2/4 Alarm Output: 1/2/4	Lock Relay: 1/2/4 Alarm Output: 2/4/4	Lock Relay: 1/2/4 Alarm Output: 2/4/4	Lock Relay: 1/2/4 Alarm Output: 2/4/4	Lock Relay: 1/2/4 Alarm Output: 4/4/4
Operating Temperature	-20°C to 65°C [-4°F to 149°F]	-20°C to 65°C [-4°F to 149°F]	-20°C to 65°C [-4°F to 149°F]	-20°C to 65°C [-4°F to 149°F]	-20°C to 65°C [-4°F to 149°F]
Working Humidity	10 % to 90 % (Non-Condensing)	10 % to 90 % (Non-Condensing)	10 % to 90 % (Non-Condensing)	10% to 90% (Non-Condensing)	10% to 90% (Non-Condensing)
Dimensions (L×W×H)	285 mm × 237 mm × 69 mm [11.22" × 9.33" × 2.72"]	370 mm × 345 mm × 90 mm [14.6" × 13.6" × 3.5"]	474.3 mm × 398 mm × 99.7 mm [18.68" × 15.67" × 3.93"]	236 mm × 185 mm × 37 mm [9.3" × 7.3" × 1.5"]	370 mm × 345 mm × 90 mm [14.6" × 13.6" × 3.5"]

Access Control







Reader

Multiple Verification Methods for Security Professionals



- > Compound verification methods
- > EM / M1 /Desfire card options
- > Outdoor models with IP65 / IK10 rating
- > Optional touch keypad




Card Reader

Model	DS-K1101M/MK	DS-K1102A E/M/EK/MK/K	DS-K1103M/MK	DS-K1104M/MK	DS-K1107AE/AEK/AM/AMK	DS-K1108AE/AM/AD/AEK/AMK/ADK
Image	 K1100 Series Card Reader	 K1100 Series Card Reader	 K1100 Series Card Reader	 K1100 Series Card Reader	 K1100 Series Card Reader	 K1100 Series Card Reader
Reading Frequency	13.56 MHz	125 KHz (For E Series)/13.56 MHz (For M Series)	13.56 MHz	13.56 MHz	125 KHz (For E Series)/13.56 MHz (For M Series)	125 KHz (For E Series)/13.56 MHz (For M&S Series)
Reading Range	≤ 50 mm (≤ 1.97")	EM Card: ≤ 100 mm (≤ 3.94") M1 Card: ≤ 50 mm (≤ 1.97")	≤ 50 mm (≤ 1.97")	≤ 50 mm (≤ 1.97")	≤ 50 mm (≤ 1.97")	EM Card: ≤ 100 mm (≤ 3.94") M1 Card: ≤ 50 mm (≤ 1.97") Desfire Card: ≤ 30 mm (≤ 1.18") Felica Card: ≤ 30 mm (≤ 1.18")
Shell Material	PC + ABS	PC + ABS	PC + ABS	PC & Zinc-Alloy	PC + ABS	PC + ABS
Communication Mode	RS485/Wiegand	RS485/Wiegand	RS485/Wiegand	RS485/Wiegand	RS485/Wiegand	RS485/Wiegand
ID Settings	Via DIP Switch	Via DIP Switch	Via DIP Switch	Via DIP Switch	Via DIP Switch	Via DIP Switch
Audio Alert	Beeper	Beeper	Beeper	Beeper	Beeper	Beeper
Power	12 VDC	12 VDC	12 VDC	12 VDC	12V DC	12 VDC
Power Consumption	≤2 W	≤2 W	≤2 W	≤2 W	≤2 W	≤2 W
LED Indicator	Power Indicator; Status LED Indicator	Power Indicator; Status LED Indicator	Power Indicator; Status LED Indicator	Power Indicator; Status LED Indicator	Power Indicator; Status Indicator	Power Indicator; Status LED Indicator
Operating Temperature	-20°C to 65°C (-4°F to 149°F)	-20°C to 65°C (-4°F to 149°F)	-20°C to 65°C (-4°F to 149°F)	-20°C to 65°C (-4°F to 149°F)	-20°C to 65°C (-4°F to 149°F)	-20°C to 65°C (-4°F to 149°F)
Operating Humidity	10 % to 90 % (Non Condensing)	10 % to 90 % (Non Condensing)	10 % to 90 % (Non Condensing)	10 % to 90 % (Non Condensing)	10 % to 90 % (Non Condensing)	10 % to 90 % (Non Condensing)
Protection Level	IP 54	IP 54	IP 54	IP 65 IK10	IP 65	IP 65
Dimensions (L×W×H)	132.0 mm × 92.3 mm × 20.5 mm (5.20" × 3.63" × 0.81")	121 mm × 86.5 mm × 14 mm (4.76" × 3.41" × 0.55")	129 mm × 76 mm × 14.7 mm (5.08" × 2.99" × 0.58")	118 mm × 70 mm × 23 mm (4.65" × 2.99" × 0.91")	115 mm × 44 mm × 22 mm (4.53" × 1.73" × 0.87")	123 mm × 88 mm × 21 mm (4.53" × 3.46" × 0.83")
Installing Method	Applied for 120 Gang Box Only	Applied for 86/120 Gang Box	Applied for 120 Gang Box Only	Applied for 86 & 120 Gang Box	Wall mounting with screws. The Gang Box is not supported	Wall Mounting with Screws; Applied for 86/120 Gang Box



Card Reader

Model	DS-1109DB/DKB/DKFB/DKB-QR/DKFB-QR	DS-K1109EB/EKB/EKFB/EKB-QR/EKFB-QR
Image		
Working Voltage	13.56 MHz	125 KHz(For E Series)
Input Voltage	≤50 mm [≤1.97"] for M1 Card ≤30 mm [≤1.18"] for heteromorphic M1 Card	≤50 mm [≤1.97"] for EM Card
Processor	PC+Physical tempered glass	PC+Physical tempered glass
Uplink Communication Interface	RS485/Wiegand	RS485/Wiegand
Downlink Communication Interface	Via DIP Switch	Via DIP Switch
Storage	Beeper	Beeper
LED Indicator	12 VDC	12 VDC
Built-in Clock	≤2 W	≤2 W
Accessible Card Reader	Power Indicator; Status LED Indicator	Power Indicator; Status LED Indicator
Input Interface	-40 °C to 65 °C [-40 °F to 149 °F]	-40 °C to 65 °C [-40 °F to 149 °F]
Output Interface	10% to 90% (Non-Condensing)	10% to 90% (Non-Condensing)
Operating Temperature	IP 65	IP 65
Working Humidity	125 mm × 84.5 mm × 18 mm [4.92" × 3.33" × 0.71"]	125 mm × 84.5 mm × 18 mm [4.92" × 3.33" × 0.71"]
Dimensions (L×W×H)	Wall Mounting with Screws; 86 & 120 Gang Box	Wall Mounting with Screws; 86 & 120 Gang Box

Fingerprint Reader

Model	DS-K1201AMF/AEF
Image	
Reading Frequency	125 KHz (For E Series)/13.56 MHz (For M Series)
Reading Range	30 mm (1.18") to 100 mm (≤ 3.94")
FP Module	Optional Fingerprint Module
FP Capacity	5,000
Comparison Time	1:1 ≤ 1 s 1:N ≤ 1.5 s
Shell Material	PC + ABS
Communication Mode	RS-485
ID Settings	Via DIP Switch
Audio Alert	Beeper
Power	12V DC ± 10%
Power Consumption	≤6 W
LED Indicator	Power Indicator; Status LED Indicator
Operating Temperature	-40 °C to 70 °C [-40 °F to 158 °F]
Operating Humidity	10 % to 90 % (No Condensing)
Protection Level	IP65
Dimensions (L×W×H)	62 mm × 132 mm × 44 mm [2.44" × 5.20" × 1.73"]
Installing Method	Surface Mounting

Wiegand Reader

Model	DS-K1801M/MK/E/EK	DS-K1802M/MK/E/EK
Image	 <p style="text-align: center;">Wiegand Card Reader</p>	 <p style="text-align: center;">Wiegand Card Reader</p>
Reading Frequency	125 KHz (For E Series)/13.56 MHz (For M Series)	125 KHz (For E Series)/13.56 MHz (For M Series)
Reading Range	EM Card: ≤ 100 mm (≤ 3.94") M1 Card: ≤ 50 mm (≤ 1.97")	EM Card: ≤ 100 mm (≤ 3.94") M1 Card: ≤ 50 mm (≤ 1.97")
Shell Material	PC + ABS	PC + ABS
Communication Mode	Wiegand	Wiegand
Audio Alert	Beeper	Beeper
Power	12 VDC	12 VDC
Power Consumption	≤1.6 W	≤1.6 W
LED Indicator	Power Indicator; Status LED Indicator	Power Indicator; Status LED Indicator
Operating Temperature	-20 °C to 65 °C (-4 °F to 149 °F)	-20 °C to 65 °C (-4 °F to 149 °F)
Operating Humidity	10 % to 90 % (Non Condensing)	10 % to 90 % (Non Condensing)
Protection Level	IP 65	IP 65
Dimensions (L×W×H)	87 mm × 87 mm × 13.3 mm (3.43" × 3.43" × 0.52")	115.9 mm×43.3 mm×17 mm (4.56" × 1.70" × 0.67")
Installing Method	Wall Mounting with Screws; 86 Gang Box	Wall Mounting with Screws; Do Not Support Gang Box

Access Control

Card / Fingerprint / Face Enroller

Efficient Credential Enrollment Devices


- > Supports M1 and EM card enrollment
- > Supports fingerprint and face enrollment
- > Supports touch screen (DS-K1F600U series)




Fingerprint Enroller

Card Enroller

Multi-biometric Enroller

Model	DS-K1F820-F
Image	 <p>Fingerprint Enroller</p>
Fingerprint Reader	Optical, Red Backlight
Resolution	508 dpi
Fingerprint Template Size	256 × 288 [pixel]
Interface	USB 2.0
LED Light	N/A
Working Temperature	-30°C to 70°C (-22°F to 158°F)
Working Current	5 VDC, 200 mA
Dimensions (L×W×H)	100 mm × 48 mm × 35 mm (3.9" × 1.9" × 1.4")
System	Windows XP, Windows 7, and Windows 10

Model	DS-K1F100-D8E
Image	 <p>Fingerprint Enroller</p>
Card Reading Frequency	13.56 MHz and 125 KHz
Card Type	Standard IC Card and ID (EM) Card
Protocol	ISO 14443 Type A/B Standard and ISO 7816 Standard
Interface	USB 2.0; Driver Free
LED Light	LED Indicator: Indicates Power and the Communication Status
Working Temperature	-20°C to 65°C (4° F to 149° F)
Working Current	5 VDC, 200 mA
Dimensions (L×W×H)	117 mm × 67.5 mm × 14.3 mm (4.6" × 2.66" × 0.56")
System	Windows XP, Windows 7, Windows 8 and Windows 10

Model	DS-K1F600U-D6E	DS-K1F600U-D6E-F
Image	 <p>Fingerprint Enroller</p>	 <p>Fingerprint Enroller</p>
LCD Screen	3.97-inch touch screen, Resolution: 800 × 480	3.97-inch touch screen, Resolution: 800 × 480
Camera	2 MP dual-lens camera, with IR supplement light, WDR	2 MP dual-lens camera, with IR supplement light, WDR
Communication Mode	TCP/IP, Wi-Fi, USB	TCP/IP, Wi-Fi, USB
Card type	EM card, M1 card, DESfire card, Felica card	EM card, M1 card, DESfire card, Felica card
Fingerprint	-	Support
Offline Picture storage	2000	2000
Interface	USB, Type C USB	USB, Type C USB
Working Temperature	-10°C to 50°C (14°F to 122°F)	-10°C to 50°C (14°F to 122°F)
Working Humidity	10 % to 90 %	10 % to 90 %
Working Current	12 V, 1.25 A	12 V, 1.25 A
Dimensions (L×W×H)	121.6 mm × 137.9 mm × 125 mm (4.8" × 5.4" × 4.9")	121.6 mm × 137.9 mm × 125 mm (4.8" × 5.4" × 4.9")
System	Windows XP, Windows 7, and Windows 10	Windows XP, Windows 7, and Windows 10

Access Control

Elevator Controller

Dual Confirmation for Smart Buildings

- > Maximum 128 Floors
- > Fingerprint / card valid
- > Button mode / auto mode / call elevator mode



Elevator Controller

Model	DS-K2210	DS-K2M0016A
Image	 Main Elevator Controller	 Sub Elevator Controller
Working Voltage	12 VDC	12 VDC
Power Consumption	≤4 W (without load)	≤2 W (without load)
Processor	32 bit	32 bit
Uplink Communication Interface	TCP/IP	RS-485
Downlink Communication Interface	RS-485, Wiegand	-
Storage	20,000 Card and 50,000 Event	-
LED Indicator	Power Supply Status, Communication Status, Working Status	Power Supply Status, Communication Status, Working Status
Built-in Clock	Yes	-
Accessible Card Reader	RS-485 Reader: 2 Wiegand Reader: 2 Maximum 2 readers work at same time	-
Input Interface	1 Panic Button; 1 Fire Alarm Button; 1 Maintenance Button Case Input: 2	Alarm Input: 2
Output Interface	Relay Outputs: 5	Relay Outputs: 16
Operating Temperature	-40 °C to 70 °C (-40 °F to 158 °F)	-40 °C to 70 °C (-40 °F to 158 °F)
Working Humidity	0 % to 90 % (Non-Condensing)	0 % to 90 % (Non-Condensing)
Dimensions (L×W×H)	167 mm × 105 mm × 30 mm (6.57" × 4.13" × 1.18")	167 mm × 105 mm × 30 mm (6.57" × 4.13" × 1.18")

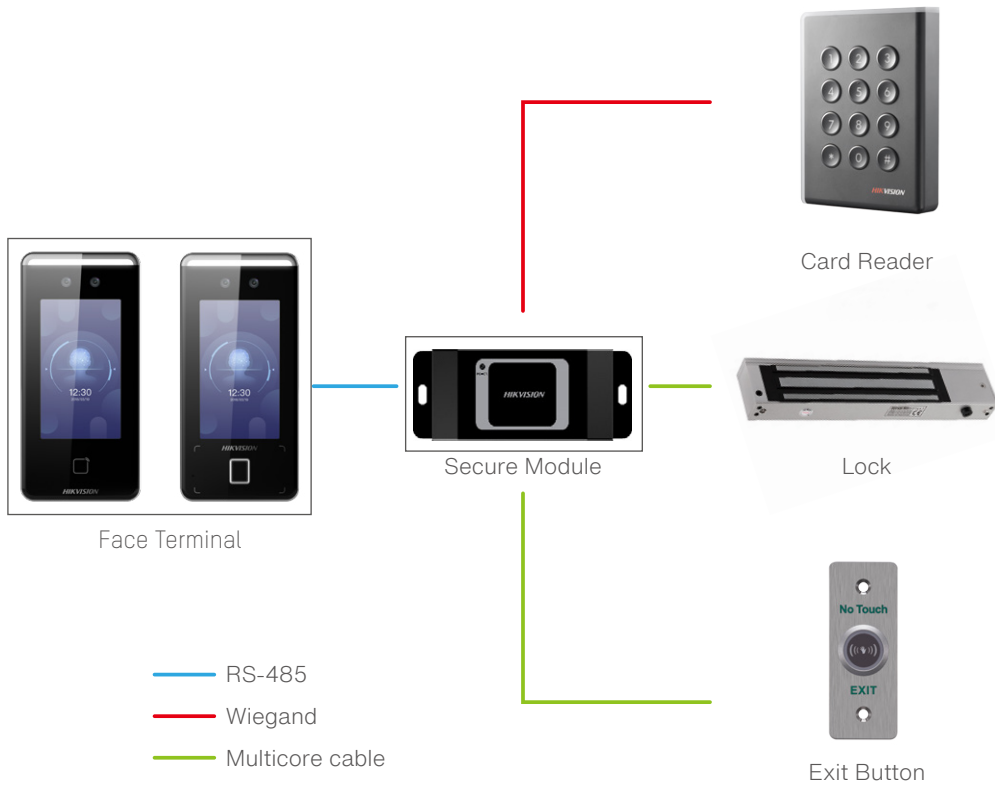
Access Control


Access Control Secure Module

Securing Every Usage


- > Communicates with access control terminal via RS-485 to execute commands from the terminal
- > Control door opening / closing, remain open or remain closed
- > Collects door magnetic signal, exit button signal, and tamper-proof signal to send to access control terminal
- > Supports tampering alarm













Model	DS-K2M061
Image	 <p>Secure Door Control Unit</p>
Communication Interface	RS-485
Input / Output Interface	Exit Button x 1, Lock x 1, Door Magnetic x 1, Alarm Input x 2, Alarm Out x 1, RS485 x 1 and Wiegand x 1
Indicator	1 Indicators for power supply
Fire alarm input	Support
Power Supply	12 VDC
Working Temperature	-40 °C to 70 °C [-32 °F to 146 °F]
Working Humidity	10% to 90% (Non Condensing)
Dimensions	48 mm × 115 mm × 26 mm [1.89" × 4.53" × 1.0"]
Installing Method	Wall Mounting

Electric Bolt Lock


Model	DS-K4T100	DS-K4T100-U1	DS-K4T100-U2	DS-K4E100	DS-K4G100	DS-K4T108	DS-K4T108-U1
Image	 Electric Bolt Lock	 Lower U-bracket of Electric Bolt, for Using with DS-K4T100	 Upper and lower U-bracket of Electric Bolt, for Using with DS-K4T100	 Electric Motor Lock	 Electric Strike Lock	 Electric Bolt Lock	 Lower U-bracket of Electric Bolt, for Using with DS-K4T108
Delay Duration	0/3/6/9 s Optional	-	-	1/3/6/9 s Optional	-	0/3/6/9 s Optional	-
Maximum Thrust	Polished and Brushed Stainless Steel, Support Thrust of 800kg	-	-	-	SUS304 stainless steel, Support static linear thrust of 800 kg (1764 lb)	-	-
Secure	Power Off for Unlocking	-	-	Power On for Unlocking	Power On for Unlocking(default)	Power Off for Unlocking	-
Dimension Of Plate (L×W×H)	205 mm × 35 mm × 40 mm (8.07" × 1.38" × 1.57")	-	-	130 mm × 100 mm × 44 mm (5.12" × 3.94" × 1.73")	-	205 mm × 34 mm × 42 mm (8.1" × 1.3" × 1.7")	-
Working Voltage	12 VDC	-	-	12 VDC	12 VDC-24 VDC	12 VDC	-
Working Current	900 mA (Startup Current) 100 mA (Standby)	-	-	300 mA	12 V, 320 mA 24 V, 160 mA	≤ 1.2 A (Startup Current) 0.2A (Standby)	-
Magnetic Induction Distance	8 mm (0.31")	-	-	10 mm (0.39")	15 mm (0.59")	-	-
Dimension Of Strike (L×W×H)	90 mm × 25 mm × 2 mm (3.54" × 0.98" × 0.07")	-	-	99 mm × 36 mm × 35 mm (3.90" × 1.42" × 1.38")	-	-	-
Dimension Of Body	-	93 mm × 50 mm × 30 mm (3.66" × 1.97" × 1.18")	205 mm × 58 mm × 46 mm (8.07" × 2.28" × 1.81")	-	165 mm × 43.7 mm × 35 mm (6.5" × 1.7" × 1.4")	-	70 mm × 44 mm × 24.5 mm (2.8" × 1.73" × 1.0")
Lock Body / Material	Eco-friendly Zinc Electroplating Operated	Aluminum Alloy	Aluminum Alloy	Stainless Steel	Stainless steel	-	Aluminum Alloy
Shell / Strike	Eco-friendly Zinc Electroplating Operated	-	-	Stainless Steel	Material of latch: SUS304 stainless steel Material of plate: wire-drawing on the surface	Hard Anodizing Electroplating Operated	-
Lifetime	500 Thousand Times of Locking Operation	-	-	500 Thousand Times of Locking Operation	100,000 times usage of the electromagnetic coil when powering on	-	-
Suitable Doors	Wooden Door, Glass Door, Metal Door, Fireproof Door	Fully Frameless Glass Door, Thickness of the Glass between 10-15 mm (0.39-0.59")	Fully Frameless Glass Door, Thickness of the Glass between 10-15 mm (0.39-0.59")	Wooden Door, and Metal Door	Wooden door, metal door, PVC door	Wooden Door, Glass Door, Metal Door	Lower Edge Frameless Glass Door with a Space of more than 5 mm between the Leaf and Frame
Signal Output	Signal Output NC, COM Contact of Door-status	-	-	Signal Output NO, NC, COM Contact of Door-status	Dry contact signal output; NO output while locking and NC output while unlocking	-	-
Working Humidity	0 to 95 % (relative humidity)	0 to 95 % (relative humidity)	0 to 95 % (relative humidity)	0 to 95 % (relative humidity)	0 to 95 % (non-condensing)	0 to 95 % (relative humidity)	0 to 95 % (relative humidity)
Working Temperature	-10 °C to 55 °C (14 °F to 131 °F)	-10 °C to 55 °C (14 °F to 131 °F)	-10 °C to 55 °C (14 °F to 131 °F)	-10 °C to 55 °C (14 °F to 131 °F)	-10 °C to 55 °C (14 °F to 131 °F)	-10 °C to 55 °C (14 °F to 131 °F)	-10 °C to 55 °C (14 °F to 131 °F)
Weight	0.7 kg (1.54 lb)	0.27 kg (0.60 lb)	1.3 kg (2.87 lb)	1.45 kg (3.2 lb)	0.4 kg (0.9 lb)	0.74 kg (1.63 lb)	0.15 kg (0.33 lb)








Magnetic Lock







Model	DS-K4H250S	DS-K4H250D	DS-K4H450S	DS-K4H450D	DS-K4H250-LZ	DS-K4H250-U
Image	 <p style="text-align: right; color: orange; font-weight: bold; font-size: small;">HOT</p> <p style="text-align: center; border: 1px solid red; border-radius: 10px; padding: 2px;">Single-door Magnetic Lock</p>	 <p style="text-align: center; border: 1px solid red; border-radius: 10px; padding: 2px;">Double-door Magnetic Lock</p>	 <p style="text-align: center; border: 1px solid red; border-radius: 10px; padding: 2px;">Single-door Magnetic Lock</p>	 <p style="text-align: center; border: 1px solid red; border-radius: 10px; padding: 2px;">Double-door Magnetic Lock</p>	 <p style="text-align: right; color: orange; font-weight: bold; font-size: small;">HOT</p> <p style="text-align: center; border: 1px solid red; border-radius: 10px; padding: 2px;">LZ-Bracket of Magnetic Lock, for DS-K4H250S</p>	 <p style="text-align: center; border: 1px solid red; border-radius: 10px; padding: 2px;">U-Bracket of Magnetic Lock, for DS-K4H250S/D</p>
Maximum Thrust	280 kg Linear Thrust	280 kg × 2 Linear Thrust	500 kg Linear Thrust	500 kg × 2 Linear Thrust	-	-
Secure	Power Off for Unlocking	Power Off for Unlocking	Power Off for Unlocking	Power Off for Unlocking	-	-
Working Voltage	12 VDC - 24 VDC	12 VDC - 24 VDC	12 VDC - 24 VDC	12 VDC - 24 VDC	-	-
Working Current	12 V, 500 mA 24 V, 250 mA	12 V, 500 mA × 2 24 V, 250 mA × 2	12 V, 420 mA 24 V, 210 mA	12 V, 420 mA×2 24 V, 210 mA×2	-	-
Dimension Of Body	240 × 49 × 25.5 mm (9.45" × 1.93" × 1.00")	480 × 49 × 25.5 mm (18.9" × 1.93" × 1.00")	265 × 71.8 × 38.8 mm (10.43" × 2.83" × 1.53")	530 × 71.8 × 38.8 mm (20.87" × 2.83" × 1.53")	-	-
Dimension Of Armature Plate	180 × 38 × 11 mm (7.1" × 1.5" × 0.4")	180 × 38 × 11 mm (7.1" × 1.5" × 0.4")	185 × 60 × 13 mm (7.28" × 2.36" × 0.51")	185 × 60 × 13 mm (7.28" × 2.36" × 0.51")	-	-
Dimension (L×W×H) Of L-bracket	-	-	-	-	250 mm × 47 mm × 28.5 mm (9.84" × 1.85" × 1.12")	-
Dimension (L×W×H) Of Z-bracket	-	-	-	-	180 mm × 50 mm × 50 mm (7.09" × 1.97" × 1.97") [ABK-280ZL]	-
Dimension (L×W×H) Of U-bracket	-	-	-	-	-	180 mm × 40 mm × 28 mm (7.09" × 1.57" × 1.10")
Lock Body / Material	Eco-friendly Zinc Electroplating Operated	Eco-friendly Zinc Electroplating Operated	Eco-friendly Zinc Electroplating Operated	Eco-friendly Zinc Electroplating Operated	Aldural Material with the Surface Sandblast	Aldural Material with the Surface Sandblast
Shell / Strike	Hard Anodizing Electroplating Operated	Hard Anodizing Electroplating Operated	Hard Anodizing Electroplating Operated	Hard Anodizing Electroplating Operated	Hard Anodizing Electroplating Operated	Hard Anodizing Electroplating Operated
Armature Plate	Eco-friendly Zinc Electroplating Operated	Eco-friendly Zinc Electroplating Operated	Eco-friendly Zinc Electroplating Operated	Eco-friendly Zinc Electroplating Operated	-	-
LED Indicator	Red (Door is Unlocked) Green (Door is Locked)	Red (Door is Unlocked) Green (Door is Locked)	Red (Door is Unlocked) Green (Door is Locked)	Red (Door is Unlocked) Green (Door is Locked)	-	-
Suitable Doors	Wooden Door, Glass Door, Metal Door, Fireproof Door	Wooden Door, Glass Door, Metal Door, Fireproof Door	Wooden Door, Glass Door, Metal Door, Fireproof Door	Wooden Door, Glass Door, Metal Door, Fireproof Door	In-swing Doors, Opens Towards Inside at the Angle of 90°	Frameless Glass Door, Opens at the Angle of 90°, Thickness of Glass Should be 10 to 15 mm
Signal Output	Dry Contact Signal Output, Support Maximum Power Rate of 3A, NO Output While Locking and NC Output While Unlocking	Dry Contact Signal Output, Support Maximum Power Rate of 3A, NO Output While Locking and NC Output While Unlocking	Dry Contact Signal Output; Support Maximum Power Rate of 3A, NO Output While Locking and NC Output While Unlocking	Dry Contact Signal Output; Support Maximum Power Rate of 3A, NO Output While Locking and NC Output While Unlocking	-	-
Working Humidity	0 to 95 % (relative humidity)	0 to 95 % (relative humidity)	0 to 95 % (relative humidity)	0 to 95 % (relative humidity)	0 to 95 % (relative humidity)	0 to 95 % (relative humidity)
Working Temperature	-10 °C to 55 °C (14 °F to 131 °F)	-10 °C to 55 °C (14 °F to 131 °F)	-10 °C to 55 °C (14 °F to 131 °F)	-10 °C to 55 °C (14 °F to 131 °F)	-10 °C to 55 °C (14 °F to 131 °F)	-10 °C to 55 °C (14 °F to 131 °F)
Weight	2.1 kg (4.63 lb)	4.2 kg (9.3 lb)	4.5 kg (9.9 lb)	9 kg (19.8 lb)	0.75 kg (1.58 lb)	0.32 kg (0.70 lb)

Model	DS-K4H450-LZ	DS-K4H258S	DS-K4H258D	DS-K4H258-LZ	DS-K4H258D-LZ	DS-K4H258-U	DS-K4H255S	DS-K4H255-LZ
Image								
	LZ-Bracket of Magnetic Lock, for DS-K4H450	Single-door Magnetic Lock	Double-door Magnetic Lock	LZ-Bracket of Magnetic Lock, for DS-K4H258S	LZ-Bracket of Magnetic Lock, for DS-K4H258D	U-Bracket of Magnetic Lock, for DS-K4H250S/D	Single-door Magnetic Lock	LZ-Bracket of Magnetic Lock, for DS-K4H255S
Maximum Thrust	-	280 kg Linear Thrust	280 kg × 2 Linear Thrust	-	-	-	Max. 272 kg (600 Lbs)	-
Secure	-	Power Off for Unlocking	Power Off for Unlocking	-	-	-	Power Off for Unlocking	-
Working Voltage	-	12 VDC	12 VDC	-	-	-	12 VDC, 24 VDC	-
Working Current	-	340 mA	340 mA × 2	-	-	-	12 VDC/470 mA - 24 VDC/235 mA	-
Dimension Of Body	-	238 mm × 45 mm × 25 mm (9.4" × 1.8" × 1.0")	500 mm × 45 mm × 25 mm (19.7" × 1.8" × 1.0")	-	-	-	250 mm × 28 mm × 48 mm (9.8" × 1.1" × 1.9")	-
Dimension Of Armature Plate	-	182 mm × 38 mm × 12.5 mm (7.2" × 1.5" × 0.5")	182 mm × 38 mm × 12.5 mm (7.2" × 1.5" × 0.5")	-	-	-	180 mm × 38 mm × 12 mm (7.1" × 1.5" × 0.5")	-
Dimension (L×W×H) Of L-bracket	265 mm × 72 mm × 45.2 mm (10.43" × 2.83" × 1.78")	-	-	238 mm × 30 mm × 47 mm (9.4" × 1.2" × 1.9")	500 mm × 30 mm × 47 mm (19.7" × 1.2" × 1.9")	-	-	250×46×30mm (9.8×1.8×1.2")
Dimension (L×W×H) Of Z-bracket	185 mm × 70 mm × 61 mm (7.28" × 2.76" × 2.40")	-	-	185 mm × 44 mm × 100 mm (7.3" × 1.7" × 3.9")	185 mm × 44 mm × 50 mm (7.3" × 1.7" × 1.97")	-	-	180×47×47mm (7.1×1.9×1.9")
Dimension (L×W×H) Of U-bracket	-	-	-	-	-	185 mm × 28 mm × 45 mm (7.3" × 1.1" × 1.8")	-	-
Lock Body / Material	High Strength Aluminum with the Surface Sandblast	Eco-friendly Zinc Electroplating Operated	Eco-friendly Zinc Electroplating Operated	Adopts Aldural Material	Adopts Aldural Material	Adopts Aldural Material	eco-friendly Zinc Electroplating Operated	High strength aluminum alloy surface sandblasting oxidation
Shell / Strike	Anodized Aluminum	Hard Anodizing Electroplating Operated	Hard Anodizing Electroplating Operated	Hard Anodizing Electroplating Operated	Hard Anodizing Electroplating Operated	Hard Anodizing Electroplating Operated	hard Anodizing Electroplating Operated	High strength aluminum alloy surface sandblasting oxidation
Armature Plate	-	Eco-friendly Zinc Electroplating Operated	Eco-friendly Zinc Electroplating Operated	-	-	-	eco-friendly Zinc Electroplating Operated	-
LED Indicator	-	Green (work status)	Green (work status)	-	-	-	-	-
Suitable Doors	Wooden Door, Metal Door, Narrow Trim Door	Wooden Door, Glass Door, Metal Door, Fireproof Door	Wooden Door, Glass Door, Metal Door, Fireproof Door	Wooden Door, and Metal Door	Wooden Door, and Metal Door	Frameless glass door, opens at the angle of 90°, thickness of glass should be 10 to 15 mm	Wooden Door, Glass Door, Metal Door	Wooden Door, Glass Door, Metal Door
Signal Output	-	-	-	-	-	-	Dry Contact Signal Output, Support Maximum Power Rate of 3A, NO Output While Locking and NC Output While Unlocking	-
Working Humidity	0 to 95 % (relative humidity)	0 to 95 % (relative humidity)	0 to 95 % (relative humidity)	0 to 95% (relative humidity)	0 to 95% (relative humidity)	0 to 95% (relative humidity)	0 to 90% (Relative Humidity)	0 to 90% (Relative Humidity)
Working Temperature	-10 °C to 55 °C (14 °F to 131 °F)	-10 °C to 55 °C (14 °F to 131 °F)	-10 °C to 55 °C (14 °F to 131 °F)	-10 °C to 55 °C (14 °F to 131 °F)	-10 °C to 55 °C (14 °F to 131 °F)	-10 °C to 55 °C (14 °F to 131 °F)	-10 °C to 55 °C (14 °F to 131 °F)	-10 °C to 55 °C (14 °F to 131 °F)
Weight	1.3 kg (2.87 lb)	2.1 kg (4.63 lb)	4.2 kg (9.3 lb)	0.77 kg (1.7 lb)	1.05 kg (2.31 lb)	0.4 kg (0.88 lb)	1.9 kg (4.2 Lbs)	0.5kg

Exit button

DS-K4H255-U

NEW
LZ-Bracket of Magnetic Lock, for DS-K4H255S
-
-
-
-
-
-
-
180×24.5×38.8mm (7.1×1.0×1.5")
High strength aluminum alloy surface sandblasting oxidation
High strength aluminum alloy surface sandblasting oxidation
-
-
Lower edge frameless glass door(door thickness 9-12mm)
-
0-90% (Relative Humidity)
-10 °C to 55 °C (14 °F to 131 °F)
0.2kg




Model	DS-K7P01	DS-K7P02	DS-K7P03	DS-K7P04	DS-K7P05	DS-K7P06	DS-K7PEB(Red or Green)
Image	 Exit Button	 Exit Button	 Exit Button	 Exit Button	 Exit Button	 Exit Button	 Emergency Break Glass
Output Contact	NO / NC / COM Contact	NO / NC / COM Contact	NO / NC / COM Contact	NO / NC / COM Contact	NO / NC / COM Contact	NO / NC / COM Contact	NO / NC / COM Contact
Structure	Stainless Steel Panel, Metal Button	Stainless Steel Panel, Metal Button	Stainless Steel Panel	Stainless Steel Panel	Stainless Steel Panel, Metal Button, Metal Bottom Case	Stainless Steel Panel, Metal Button, Metal Bottom Case	Fireproof Material, Sandblast Finished
Power Supply	3 A @ 36 VDC Max	3 A @ 36 VDC Max	1 A @ 30 VDC, 0.5 A @ 125 VAC	1 A @ 30 VDC, 0.5 A @ 125 VAC	3 A @ 36 VDC Max	3 A @ 36 VDC Max	3 A @ 36 VDC Max
Suitable Doors	Hollow Doorframe and Embedded-electric Box	Hollow Doorframe and Embedded-electric Box	All Kinds of Narrow Doorframes	All Kinds of Narrow Doorframes	All Kinds of Narrow Doorframes	All Kinds of Narrow Doorframes	Exit Door, Emergency Door
Working Humidity	0 to 95 % (relative humidity)	0 to 95 % (relative humidity)	0 to 95 % (relative humidity)	0 to 95 % (relative humidity)	0 to 95 % (relative humidity)	0 to 95 % (relative humidity)	0 to 95 % (relative humidity)
Working Temperature	-10 °C to 55 °C (14 °F to 131 °F)	-10 °C to 55 °C (14 °F to 131 °F)	-20 °C to 50 °C (-4 °F to 122 °F)	-20 °C to 50 °C (-4 °F to 122 °F)	-10 °C to 55 °C (14 °F to 131 °F)	-20 °C to 65 °C (-4 °F to 149 °F)	-10 °C to 55 °C (14 °F to 131 °F)
Dimensions (L×W×H)	86 mm × 86 mm × 28.9 mm (3.39" × 3.39" × 1.14")	90 mm × 35 mm × 28.9 mm (3.54" × 1.38" × 1.14")	86 mm × 86 mm × 25.7 mm (3.39" × 3.39" × 1.01")	90 mm × 35 mm × 37.7 mm (3.54" × 1.38" × 1.48")	86 mm × 50 mm × 44 mm (3.39" × 1.97" × 1.73")	87.7 mm × 87.7 mm × 44 mm (3.46" × 3.46" × 2.13")	86 mm × 86 mm × 50 mm (3.39" × 3.39" × 1.97")
Weight	0.25 kg (0.55 lb)	0.20 kg (0.44 lb)	0.15 kg (0.33 lb)	0.12 kg (0.26 lb)	0.14 kg (0.31 lb)	0.23 kg (0.51 lb)	0.20 kg (0.44 lb)

Model	DS-KEM125	IC S50	S50+TK4100	FM11RF08-M1	DS-K7M102-M	DS-K7M106-DOE
Image	 ID Card	 IC Card	 IC+ID Card	 IC Card	 IC Card	 Desfire Card (encrypted)
Standard	-	ISO/IEC 14443A	ISO14443 Type A ISO/IEC 7816-5	ISO/IEC 14443	ISO/IEC 14443	ISO14443A Type A
Sensing Frequency	125 KHz +/- 6 KHz	13.56 MHz	13.56 MHz	13.56 MHz	13.56 MHz	13.56 MHz
Data Format	EM-4100	-	-	-	-	-
Memory Capacity	64 bit	-	-	-	-	-
Function	Read	Read and Write	Read and Write	Read and Write	Read and Write	Read and Write
Data Transmission Speed	-	106 kbps	-	106 Kbps	106 Kbps	-
Sensing Distance	≤ 15 cm	≤ 10 cm	≤ 10 cm	≤ 10 cm	≤ 4 cm	≤ 10 cm
Data Integrity Protection	-	16 bit CRC, odd-even check, encoding and counting by bit	-	-	-	-
EEPROM	-	1K Byte [16 zones, 4 sections per zone, 16 bytes per section] 10 years data storage ≥ 100,000 writing times	1K Byte 10 years data storage ≥ 100,000 writing times	1K Byte 10 years data storage ≥ 100,000 writing times	1K Byte [16 zones, 4 sections per zone, 16 bytes per section] 10 years data storage ≥ 100,000 writing times	4K Byte 5 years data storage ≥ 100,000 writing times
Temperature	-20 °C to 75 °C(-4 °F to 167 °F)	-20 °C to 75 °C(-4 °F to 167 °F)	-20 °C to 75 °C(-4 °F to 167 °F)	-20 °C to 75 °C(-4 °F to 167 °F)	-10 °C to 50 °C (14 °F to 122 °F)	-20 °C to 70 °C (-4 °F to 158 °F)
Material	PVC	PVC	PVC	PVC	PVC, AB glue	PVC
Color	White	White	White	White	White and Red	White
Dimension	85.5 mm × 54 mm × 0.8 mm (3.37" × 2.13" × 0.03")	85.5 mm × 54 mm × 0.8 mm (3.37" × 2.13" × 0.03")	85.5 mm × 54 mm × 0.8 mm (3.37" × 2.13" × 0.03")	85.5 mm × 54 mm × 0.8 mm (3.37" × 2.13" × 0.03")	26 mm × 50 mm × 4 mm (1.02" × 1.97" × 0.16")	85.5 mm × 54 mm × 0.9 mm (3.37" × 2.13" × 0.04")

Power supply

Model	DS-K7M-AW50	DS-K7M-AW100
Image		
Applicable device (device purchased seperately)	1 access control terminal and 1 lock	2 access control terminals and 2 locks
Power supply	Power input: 100 to 240 VAC, 50 W Power output: 12 VDC	Power input: 100 to 240 VAC, 100 W Power output: 12 VDC
Working temperature	-10 °C to 70 °C (14 °F to 158 °F)	-10 °C to 70 °C (14 °F to 158 °F)
Working humidity	< 95 %	< 95 %
Dimensions	235 mm × 284 mm × 90 mm (9.25" × 11.18" × 3.5")	370 mm × 345 mm × 90 mm (14.7" × 13.6" × 3.5")

Floor Stand & Bracket

Model	DS-KAB671-P1	DS-KAB671-P2	DS-KAB6-D1
Image			
Suitable device model	The floor stand is applicable for DS-K1T671 series, DS-K1T671T series, DS-K1T671TM-3XF, DS-K1TA70MI-T face recognition terminal, etc. For other models, including DS-K1T680 / DS-K1T672 / DS-K1T642 / DS-K1T341C / DS-K1T341BMI-T / DS-K1T342, etc, we need to cut the built-in cable connector and connect to the face terminal cable.	The floor stand is applicable for DS-K1T671 series, DS-K1T671T series, DS-K1T671TM-3XF, DS-K1TA70MI-T face recognition terminal, etc. For other models, including DS-K1T680 / DS-K1T672 / DS-K1T642 / DS-K1T341C / DS-K1T341BMI-T / DS-K1T342, etc, we need to cut the built-in cable connector and connect to the face terminal cable.	The bracket is suitable for DS-K1T671 series (including temperature screening series), DS-K1T672 series, DS-K1T673 series, DS-K1T680 series, DS-K1TA70 series, DS-K1T341B series, and DS-K1T341C series.
Material	AL-6061 aluminum alloy	AL6061-001 aluminum alloy	ZAMAK, ABS
Weight	5.5 kg (12.1 lb)	5.46 kg (12.04 lb)	Net: 1.39 kg (3.06 lb) Rough: 2.12 kg (4.67 lb)
Dimensions	300 mm × 300 mm × 1312 mm (11.8" × 11.8" × 51.6")	300 mm × 300 mm × 1059 mm (11.8" × 11.8" × 41.7")	127.97 mm × 215.49 mm × 133.97 mm (5.04" × 8.48" × 5.27")

adjusted for height

Model	DS-KAB673-B	DS-KAB673-FB	DS-KAB673-BQR	DS-KAB673-FBQR
Image				
Features	extended modules of DS-K1T673/DS-K1T673T, support hot swap, supports bluetooth function	extended modules of DS-K1T673/DS-K1T673T, support hot swap, supports fingerprint and bluetooth function	extended modules of DS-K1T673/DS-K1T673T, support hot swap, supports bluetooth and QR Code function	extended modules of DS-K1T673/DS-K1T673T, support hot swap, supports fingerprint, bluetooth and QR Code function
Suitable device model	DS-K1T673/DS-K1T673T Series MinMoe Terminal	DS-K1T673/DS-K1T673T Series MinMoe Terminal	DS-K1T673/DS-K1T673T Series MinMoe Terminal	DS-K1T673/DS-K1T673T Series MinMoe Terminal
Dimensions	110.5 mm × 23.7 mm × 47.7 mm (4.35" × 0.93" × 1.88")	110.5 mm × 23.7 mm × 47.7 mm (4.35" × 0.93" × 1.88")	110.5 mm × 23.7 mm × 47.7 mm (4.35" × 0.93" × 1.88")	110.5 mm × 23.7 mm × 47.7 mm (4.35" × 0.93" × 1.88")

Model	DS-KAB681-QR	DS-KAB681-F	DS-KAB681-QRF
Image			
Features	extended module, support hot swap, supports QR Code function	extended module, support hot swap, supports fingerprint function	extended module, support hot swap, supports fingerprint, QR Code function
Suitable device model	DS-K1T681 Series MinMoe Terminal	DS-K1T681 Series MinMoe Terminal	DS-K1T681 Series MinMoe Terminal
Dimensions	129.1 mm × 26.5 mm × 71.9 mm (5.08" × 1.04" × 2.83")	129.1 mm × 26.5 mm × 71.9 mm (5.08" × 1.04" × 2.83")	129.1 mm × 26.5 mm × 71.9 mm (5.08" × 1.04" × 2.83")

Access Control

Management Software for Access Control



HikCentral Professional

Versatile Security in One Platform

HikCentral Professional is Hikvision's security management software for integrating and managing security systems. It's designed to meet a variety of security challenges on a single platform.

With HikCentral Professional, you will manage multiple individual systems with ease, such as video security, access control, alarm detection, and more, explore cross-system functionalities, and optimize your day-to-day security and operation with lightweight solutions for a variety of scenarios. Daily operations become more efficient while protection of people and property improve all around. Users of all kinds are making smarter decisions.



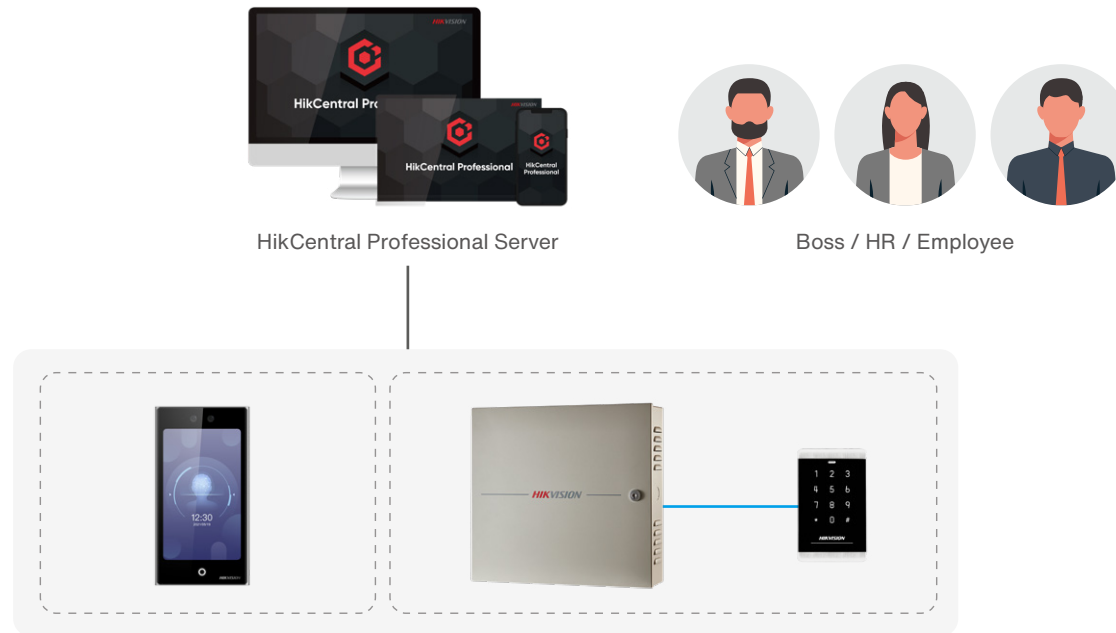
HikCentral Access Control

Professional Access Control Made Simple





HikCentral Access Control is Hikvision's lightweight platform for professional and flexible access control, time attendance, and intercom management, making daily operations simpler and more efficient for small- and medium-sized businesses. With intuitive web and app interfaces, Human Resource managers, security managers and employees can all navigate through daily tasks easily using HikCentral Access Control.



On-premise Solution



HikCentral Access Control / HikCentral Professional

-  Local network deployment
-  Professional access control and time attendance
-  Max 4 doors, 200 people for free
-  Mobile attendance

Compare Different Software for Access Control Products

	HikCentral Access Control	HikCentral Professional
Structure	web-based/APP	Web-based / APP / Desktop
Person	50,000	50,000
Door Number	1,024	1,024
Access Control	Support	Support
Time Attendance	Support	Support
Video Intercom	Support	Support
Elevator Control	Support	Support
Intrusion Alarm	N/A	Support
Visitor Management	N/A	Support
CCTV	N/A	Support
Parking	N/A	Support
BI	N/A	Support

SPEED GATE AND TURNSTILE

092 Tripod Turnstile

093 Swing Barrier

096 Flap Barrier

097 Full-height Turnstile




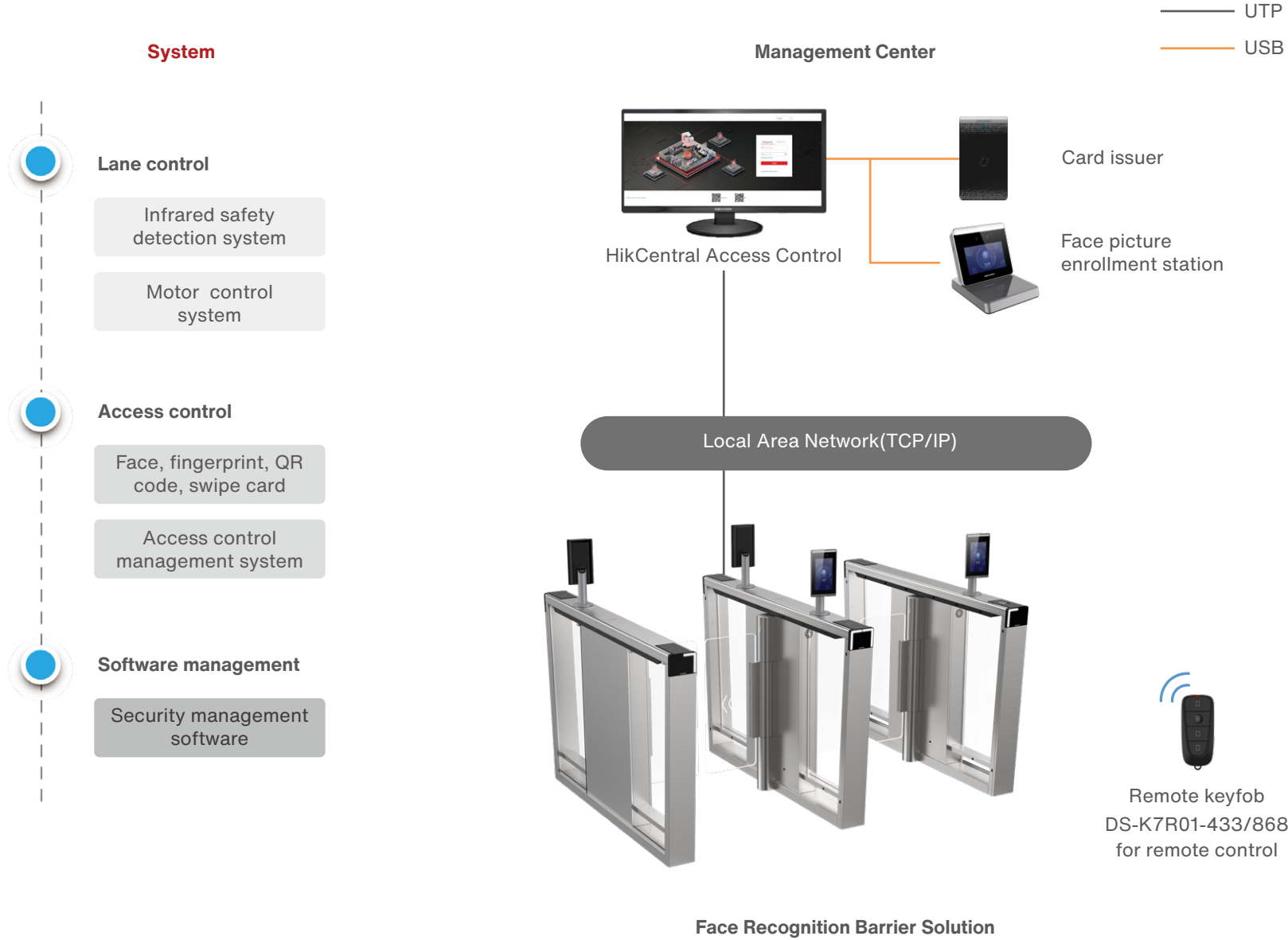
Speed Gate and Turnstile

Flexible Solutions, Faster Access

By adopting the turnstiles integratedly with the access control system, person should authenticate to pass through the lane via swiping IC or ID card, scanning QR code, etc. It is widely used in attractions, stadiums, construction sites, residences, etc.

- **Enhanced accessing speed**
- **Various authentication methods: Card/QR code/Face/Fingerprint**
- **Supports IR light detection for anti-tailgating, anti-force accessing, self-detection, and self-diagnostics.**
- **Elegant appearance,suitable for Various application scenarios.**
- **Easy to install and remove, no other construction works needed**











Various Authentication Methods

The Hikvision turnstile can be installed in combination with various identification sensors, such as card reader, fingerprint reader, QR code reader, face recognition terminal with Hikvision's proprietary algorithm.











Turnstile

Model	DS-K3G200LX Series	DS-K3G200X Series	DS-K3G411LX Series	DS-K3G411X Series	DS-K3G501LX Series	DS-K3G501X Series
Image	 NEW Tripod Turnstile	 NEW Tripod Turnstile	 NEW Tripod Turnstile	 HOT Tripod Turnstile	 NEW Tripod Turnstile	 NEW Tripod Turnstile
Motor Type	NA	NA	NA	NA	NA	NA
Power supply	100 to 240 VAC, 50 to 60 Hz	100 to 240 VAC, 50 to 60 Hz	100 to 240 VAC, 50 to 60 Hz	100 to 240 VAC, 50 to 60 Hz	100 to 240 VAC, 50 to 60 Hz	100 to 240 VAC, 50 to 60 Hz
Built-in Access Controller	N	Y	N	Y	N	Y
Built in Face Terminal Power	N	N	N	Y For "Pg" type	N	Y For "Pg" type
Built in Network Switch	N	N	N	N	N	N
Built in Face Recognition Camera	N	N	N	N	N	N
Additional Loudspeaker and Keyfob Board	NA	NA	Optional	Optional	Optional	Optional
Authentication Mode	N	Card;Face;QR code	N	Card;Face;QR code;Fingerprint	N	Card;Face;QR code
Communication Interface	Exit button x 2	TCP/IP x 1 RS485 x 4 RS232 x 2 Lock control x 2 Exit button x 2 Alarm in x 1 Alarm out x 2	Exit button x 2	TCP/IP x 1 RS485 x 4 RS232 x 2 Lock control x 2 Exit button x 2 Alarm in x 1 Alarm out x 2	Exit button x 2	TCP/IP x 1 RS485 x 4 RS232 x 2 Lock control x 2 Exit button x 2 Alarm in x 1 Alarm out x 2
IR Light Detectors	N	N	N	N	N	N
Throughput	More than 35 persons per minute					
Capacity	NA	500,000 cards and 500,000 events	NA	500,000 cards and 500,000 events	NA	500,000 cards and 500,000 events
MCBF	> 2 million times	> 2 million times	> 3 million times	> 3 million times	> 3 million times	> 3 million times
Barrier/Wings Material	Stainless steel pipe	Stainless steel pipe	Stainless steel pipe	Stainless steel pipe	Stainless steel pipe	Stainless steel pipe
Pedestal Material	SUS304 stainless steel 1.0 mm (0.03")	SUS304 stainless steel 1.0 mm (0.03")	SUS304 stainless steel 1.2 mm (0.05")	SUS304 stainless steel 1.2 mm (0.05")	SUS304 stainless steel 1.5 mm (0.06")	SUS304 stainless steel 1.5 mm (0.06")
Weight per Pedestal	With packaging: 29.5 kg (65 lb) Without packaging: 21 kg (46.3 lb)	With packaging: 30.6 kg (67.5 lb) Without packaging: 22 kg (48.5 lb)	With packaging: 30 kg (68 lb) Without packaging: 25 kg (57 lb)	With packaging: 31 kg (68 lb) Without packaging: 26 kg (57 lb)	With packaging: 69 kg (152 lb) Without packaging: 44 kg (99 lb)	With packaging: 69 kg (152 lb) Without packaging: 45 kg (99 lb)
Lane Width	550 mm (21.65")	550 mm (21.65")	550 mm (21.65")	550 mm (21.65")	550 mm (21.65")	550 mm (21.65")
Dimensional (L x W x H) per Pedestal	Without package: 426 mm x 268 mm x 982.5 mm (16.77" x 10.55" x 38.68") With package: 700 mm x 430 x 1120 mm (27.56" x 16.93" x 44.09")	Without package: 426 mm x 268 mm x 982.5 mm (16.77" x 10.55" x 38.68") With package: 700 mm x 430 x 1120 mm (27.56" x 16.93" x 44.09")	Without packaging: 502 mm x 202 mm x 1010 mm (19.8" x 8.0" x 40.0") With packaging: 745 mm x 365 mm x 1120 mm (29.3" x 14.4" x 44.1")	Without packaging: 502 mm x 202 mm x 1010 mm (19.8" x 8.0" x 40.0") With packaging: 745 mm x 365 mm x 1120 mm (29.3" x 14.4" x 44.1")	Without packaging: 232 mm x 960 mm x 1208 mm (9.1" x 37.8" x 47.6") With packaging: 390 mm x 1185 mm x 1320 mm (15.4" x 306.5" x 52.0")	Without packaging: 232 mm x 960 mm x 1208 mm (9.1" x 37.8" x 47.6") With packaging: 390 mm x 1185 mm x 1320 mm (15.4" x 306.5" x 52.0")
Working Humidity	0% to 95% (No Condensing)	0% to 95% (No Condensing)	0% to 95% (No Condensing)	0% to 95% (No Condensing)	0% to 95% (No Condensing)	0% to 95% (No Condensing)
Working Temperature	-20 °C to 65 °C (-4 °F to 149 °F)	-20 °C to 65 °C (-4 °F to 149 °F)	-10 °C to 45 °C (14 °F to 113 °F)	-10 °C to 50 °C (14 °F to 122 °F)	-10 °C to 45 °C (14 °F to 113 °F)	-20 °C to 65 °C (-4 °F to 149 °F)
Application environment	Indoor	Indoor	Indoor	Indoor	Indoor/Outdoor	Indoor/Outdoor
Power consumption	30W	45W	30W	45W	30W	45W




* The actual throughput is affected by the person passing rate and passing environment

Swing Barrier



Model	DS-K3B220LX Series	DS-K3B220X Series	DS-K3B411BLX Series	DS-K3B411BX Series
Image	 NEW Swing Barrier	 NEW Swing Barrier	 HOT Swing Barrier	 HOT Swing Barrier
Motor Type	Brushless Motor	Brushless Motor	Brushless Motor	Brushless Motor
Power Supply	100-240VAC; 50 to 60 Hz	100-240VAC; 50 to 60 Hz	100 to 240 VAC, 50 to 60 Hz	100 to 240 VAC, 50 to 60 Hz
Built-in Access Controller	N	Y	N	Y
Built in Face Terminal Power	N	N	N	N
Built in Network Switch	N	N	N	N
Built in Face Recognition Camera	N	N	N	N
Additional Loudspeaker and Keyfob Board	Optional	Optional	Optional	Built-in
Authentication Mode	N	Card	N	Card;Face;QR code;Fingerprint
Communication Interface	Exit button x 2 Alarm in x 1	TCP/IP x 1 RS485 x 4 RS232 x 2 Lock control x 2 Exit button x 2 Alarm in x 1 Alarm out x 2	Exit button x 2 Alarm in x 1	TCP/IP x 1 RS485 x 4 RS232 x 2 Lock control x 2 Exit button x 2 Alarm in x 1 Alarm out x 2
IR Light Detectors	4 pairs	4 pairs	6 pairs	6 pairs
Throughput	20 to 60 persons per minute*			
Capacity	NA	200,000 cards and 250,000 events	NA	500,000 cards and 500,000 events
MCBF	>3 million times	>3 million times	>3 million times	>3 million times
Barrier/Wings Material	Acrylic glass	Acrylic glass	Stainless steel pipe, Acrylic glass	Stainless steel pipe, Acrylic glass
Pedestal Material	SUS304 stainless steel 1.0 mm(0.04")	SUS304 stainless steel 1.0 mm(0.04")	SUS304 stainless steel 1.2 mm(0.05")	SUS304 stainless steel 1.2 mm(0.05")
Weight per Pedestal	With packaging: Left:37.18 kg (81.96 lb) Middle:44.44 kg (97.97 lb) Right:38.75 kg (85.42 lbs) Without packaging: Left: 18.18 kg (40.08 lb) Middle: 25.44 kg (56.08 lb) Right: 19.75 kg (43.54 lb)	With packaging: Left: 38.28 kg (84.4 lb) Middle: 45.54 kg (100.4 lb) Right: 39.85 kg (87.85 lb) Without packaging: Left: 19.28 kg (42.5 lb) Middle: 26.54 kg (58.51lb) Right: 20.85 kg (46.0lb)	With packaging: Left: 65.4 kg (144.2 lb) Middle: 70.4 kg (155.2 lb) Right: 67.3 kg (148.4 lb) Without packaging: Left: 37.2 kg (82.0 lb) Middle: 42.1 kg (92.8 lb) Right: 39.1 kg (86.2 lb)	With packaging: Left: 66.5 kg (146.6 lb) Middle: 71.5 kg (157.7 lb) Right: 68.4 kg (150.8 lb) Without packaging: Left: 38.3 kg (84.5 lb) Middle: 43.3 kg (95.5 lb) Right: 40.2 kg (88.6 lb)
Lane Width	650 mm to 900 mm (25.59" to 35.43")	650 mm to 900 mm (25.59" to 35.43")	550 mm to 1100 mm (25.59" to 43.31")	550 mm to 1100 mm (25.59" to 43.31")
Dimension (L x W x H) per Pedestal	Without packaging: 1205 mm×146 mm×1000 mm (47.44"×5.74"×39.37") With packaging: 1300 mm×245 mm×1100 mm (51.18"×9.64"×43.30")	Without packaging: 1200 mm × 200 mm × 1020 mm (47.2" × 7.9" × 40.2") With packaging: 1408 mm × 348 mm × 1156 mm (55.4" × 13.7" × 45.5")	Without packaging: 1200 mm × 200 mm × 1020 mm (47.2" × 7.9" × 40.2") With packaging: 1408 mm × 348 mm × 1156 mm (55.4" × 13.7" × 45.5")	Without packaging: 1200 mm × 200 mm × 1020 mm (47.2" × 7.9" × 40.2") With packaging: 1408 mm × 348 mm × 1156 mm (55.4" × 13.7" × 45.5")
Working Humidity	10% to 95% (No Condensing)	10% to 95% (No Condensing)	10% to 95% (No Condensing)	10% to 95% (No Condensing)
Working Temperature	-30 °C to 65 °C (-22°F to 149 °F)	-30 °C to 65 °C (-22°F to 149 °F)	-20 °C to 65 °C (-4 °F to 149 °F)	-20 °C to 65 °C (-4 °F to 149 °F)
Application environment	Indoor/Outdoor	Indoor/Outdoor	Indoor/Outdoor	Indoor/Outdoor
Power consumption	30W	40W	40W	55W

Model	DS-K3B501SX Series	DS-K3B530LX Series	DS-K3B530X Series	DS-K3B631TX Series
Image	 HOT Swing Barrier	 HOT Swing Barrier	 HOT Swing Barrier	 NEW Smart Swing Barrier
Motor Type	Servo Motor	Servo Motor	Servo Motor	Servo Motor
Power Supply	100 to 240 VAC, 50 to 60 Hz	100 to 240 VAC, 50 to 60 Hz	100 to 240 VAC, 50 to 60 Hz	100 to 240 VAC, 50 to 60 Hz
Built-in Access Controller	Y	N	Y	Y
Built in Face Terminal Power	Y For "Pg" type	Y	Y	Y
Built in Network Switch	Y For "Pg" type	Y For "Pg" type	Y For "Pg" type	Y
Built in Face Recognition Camera	N	N	N	Y
Additional Loudspeaker and Keyfob Board	Built-in	Built-in	Built-in	Built-in
Authentication Mode	Card;Face;Fingerprint;QR code	Card;Face;QR code	Card;Face;QR code	Card;face;QR code
Communication Interface	TCP/IP x 1 Lock control x 2 Exit button x 2 RS-232 x 2 RS-485/RS232 (Configurable) x 6 Wiegand in x 2 Alarm in x 1	Exit button x 2 Alarm in x 1	TCP/IP x 1 RS485 x 4 RS232 x 2 Lock control x 2 Exit button x 2 Alarm in x 1 Alarm out x 2	TCP/IP x 1 Lock control x 2 Exit button x 2 Alarm input x 2 Alarm output x 2 Wiegand in x 2
IR Light Detectors	12 pairs	14 pairs	14 pairs	20 pairs
Throughput	20 to 60 persons per minute*	30 to 60 persons per minute*		More than 30 persons per minute*
Capacity	60,000 cards and 180,000 events	NA	700,000 cards and 700,000 events	50,000 faces 250,000 cards 500,000 events
MCBF	>6 million times	>12 million times	>12 million times	>12 million times
Barrier/Wings Material	Stainless steel pipe, Acrylic glass	Acrylic glass	Acrylic glass, Stainless steel pipe, Tempered glass	Acrylic glass
Pedestal Material	SUS304 stainless steel 1.2 mm(0.05")	SUS304 stainless steel 1.5mm(0.06")	SUS304 stainless steel 1.5mm(0.06")	SUS304 stainless steel 1.5mm(0.06")
Weight per Pedestal	With packaging: Left: 86 kg (190 lb)Middle:100 kg (221 lb) Right: 86 kg (190 lb) Without packaging: Left:56 kg(123 lb)Middle:71 kg (157 lb) Right:56 kg(123 lb)	With packaging: Left: 100.08 kg (220.63 lb) Middle: 44.44 kg (97.97 lb) Right: 102.08 kg(225.04 lb) Without packaging: Left: 61.68 kg (135.98 lb) Middle: 25.44 kg (56.08 lb) Right: 63.68 kg (140.39 lb)	With packaging: Left: 101.18 kg (223.1 lbs) Middle: 45.54 kg (286.4 lbs) Right: 103.18 kg(227.5 lbs) Without packaging: Left: 62.78 kg (138.4 lbs) Middle: 82.4 kg (181.7 lbs)Right: 64.78 kg (142.8lbs)	With packaging: Left: 80 kg (176.4 lb) Middle: 123.2 kg (271.6 lb) Right: 82 kg (180.8 lb) Without packaging: Left: 62 kg (136.7 lb) Middle: 105 kg (231.5 lb) Right: 64 kg (141.1 lb)
Lane Width	650 mm to 1100 mm (25.59" to 43.31")	550 mm to 1100 mm (21.65" to 43.31")	550 mm to 1100 mm (21.65" to 43.31")	550 mm to 1100 mm (21.65" to 43.31")
Dimension (L x W x H) per Pedestal	Without packaging: 1500 mm×200 mm×960 mm (59.06"×7.87" × 37.80") With packaging: 1610 mm×300 mm×1100 mm (63.39"×11.81" ×43.31")	With packaging: 1610 mm × 410 mm × 1255 mm (53.1" × 13.5" × 41.4") Without packaging: 1503 mm × 130 mm × 1003 mm (49.59" × 4.29" × 33.10")	With packaging: 1610 mm × 410 mm × 1255 mm (53.1" × 13.5" × 41.4") Without packaging: 1503 mm × 130 mm × 1003 mm (49.59" × 4.29" × 33.10")	Without packaging: 1500 mm × 130 mm × 1000 mm (59.05" × 5.12" × 39.37") With packaging: 1690 mm × 465 mm × 1105 mm (66.54" × 18.31" × 43.5")
Working Humidity	0% to 95% (No Condensing)	0% to 95% (No Condensing)	0% to 95% (No Condensing)	10% to 90% (No Condensing)
Working Temperature	-20 °C to 65 °C [-4°F to 149 °F]	-20 °C to 65 °C [-4°F to 149 °F]	-20 °C to 65 °C [-4°F to 149 °F]	-10 °C to 50 °C [14 °C to 122 °C]
Application environment	Indoor/Outdoor	Indoor/Outdoor	Indoor/Outdoor	Indoor
Power consumption	60W	40W	55W	70W

* The actual throughput is affected by the person passing rate and passing environment





Model	DS-K3B961TX Series	DS-K3B801BX Series	DS-K3B802BX Series
Image	 NEW Smart Swing Barrier	 HOT Swing Barrier	 NEW Swing Barrier
Motor Type	Servo Motor	Servo Motor	Servo Motor
Power Supply	100 to 240 VAC; 50 to 60 Hz	100 to 240 VAC; 50 to 60 Hz	100 to 240 VAC; 50 to 60 Hz
Built-in Access Controller	Y	Y	Y
Built in Face Terminal Power	Y	Y For "Pg" type	Y
Built in Network Switch	Y	Y For "Pg" type	Y For "Pg" type
Built in Face Recognition Camera	Y	N	N
Additional Loudspeaker and Keyfob Board	Built-in	Built-in	Built-in
Authentication Mode	Card;face;QR code	Card;Face;Fingerprint;QR code	Card;Face;QR code
Communication Interface	TCP/IP x 1 Lock control x 2 Exit button x 2 Alarm input x 2 Alarm output x 2 Wiegand in x 2	TCP/IP x 1 RS485 x 4 RS232 x 2 Lock control x 2 Exit button x 2 Alarm input x 2 Alarm output x 2 Wiegand in x 2	TCP/IP x 1 RS485 x 4 RS232 x 2 Lock control x 2 Exit button x 2 Alarm input x 2 Alarm output x 2 Wiegand in x 2
IR Light Detectors	24 pairs	24 pairs	24 pairs
Throughput	More than 30 persons per minute*	30 to 60 persons per minute	
Capacity	100,000 faces 500,000 cards 1000,000 events	1000,000 cards and 1000,000 events	1000,000 cards and 1000,000 events
MCBF	>30 million times	> 6 million times	>6 million times
Barrier/Wings Material	Acrylic glass	Acrylic glass or tempered glass	Tempered glass (8mm)
Pedestal Material	SUS304 stainless steel 2.0mm(0.08")	SUS304 stainless steel 2 mm (0.08")	SUS304 stainless steel 2 mm (0.08")
Weight per Pedestal	With packaging: Left: 162 kg (357 lb) Middle: 191 kg (421 lb) Right: 162 kg (357 lb) Without packaging: Left: 104 kg (229 lb) Middle: 133 kg (293 lb) Right: 104 kg (229 lb)	With packaging: Left: 140.5 kg (309.76 lbs) Middle: 162.4 kg (350.05 lbs) Right: 144.4 kg (310.4 lbs) Without packaging: Left: 100.5kg (221.56 lbs) Middle: 122.4 kg (269.85 lbs) Right: 104.4 kg (230.2lbs)	With packaging: Left: 147.8 kg (325.84 lbs) Middle: 157.26 kg (346.70 lbs) Right: 151.26 kg(333.47 lbs) Without packaging: Left: 99.34kg (219.00 lbs) Middle: 108.8 kg (239.86 lbs) Right: 102.8 kg (226.64 lbs)
Lane Width	550 mm to 1100 mm (21.65" to 43.31")	650 mm to 1100 mm (25.59" to 43.31")	650 mm to 900 mm(25.59" to 35.43")
Dimension (L x W x H) per Pedestal	Without packaging: 1651 mm x 117 mm x 1020 mm(65.0" x 4.6" x 40.2") With packaging: 1905 mm x 550 mm x 1330 mm(75.0" x 21.7" x 52.4")	Without packaging: 1500 mm x 160 mm x 1010 mm(59.1" x 6.3" x 39.8") With packaging: 1688 mm x 348 mm x 1318 mm(66.5" x 13.7" x 51.9")	Without packaging: 1500mmx(160+64.5)mmx1010mm (59.1"x8.84"x39.8") With packaging: 1670mmx490mmx1180mm (65.8"x19.3"x46.5")
Working Humidity	10% to 90% (No Condensing)	0% to 95% (No Condensing)	0% to 95% (No Condensing)
Working Temperature	-20 °C to 50 °C (4 °F to 122 °F)	-10 °C to 55 °C (14 °F to 131 °F)	-10 °C to 55 °C (14 °F to 131 °F)
Application environment	Indoor	Indoor	Indoor
Power consumption	130W	55W	60W

Flap Barrier

Model	DS-K3Y501SX Series	DS-K3Y411X Series	DS-K3Y220LX Series	DS-K3Y220X Series
Image	 Flap Barrier	 Flap Barrier	 Flap Barrier	 Flap Barrier
Motor Type	Servo Motor	Brush Motor	Brushless Motor	Brushless Motor
Power Supply	100 to 240 VAC, 50 to 60 Hz	100 to 240 VAC; 50 to 60 Hz	100 to 240 VAC; 50 to 60 Hz	100 to 240 VAC; 50 to 60 Hz
Built-in Access Controller	Y	Y	N	Y
Built in Face Terminal Power	Y For "Pg" type	N	N	N
Built in Network Switch	Y For "Pg" type	N	N	N
Built in Face Recognition Camera	N	N	N	N
Additional Loudspeaker and Keyfob Board	Built-in	Built-in	Optional	Optional
Authentication Mode	Card;Face;Fingerprint;QR code	Card;Face;Fingerprint;QR code	N	Card
Communication Interface	TCP/IP x 1 Exit button x 2 RS-232 x 2 RS-485/RS232 (Configurable) x 6 Wiegand in x 2	TCP/IP x 1 Exit button x 2 RS-232 x 2 RS-485/RS232 (Configurable) x 4	Exit button x 2 Alarm input x 1	TCP/IP x 1 RS485 x 4 RS232 x 2 Lock control x 2 Exit button x 2 Alarm in x 1 Alarm out x 2
IR Light Detectors	12 pairs	6 pairs	4 pairs	4 pairs
Throughput	30 to 60 persons per minute The actual*	20 to 60 persons per minute	20 to 60 persons per minute	20 to 60 persons per minute
Capacity	60,000 cards and 180,000 events	60,000 cards and 180,000 events	NA	200,000 cards and 250,000 events
MCBF	>6 million times	>3 million times	> 3 million times	>3 million times
Barrier/Wings Material	Acrylic glass	Acrylic glass	Acrylic glass	Acrylic glass
Pedestal Material	SUS304 stainless steel 1.5 mm (0.06") except side door	SUS304 stainless steel 1.2 mm(0.05")	SUS304 stainless steel 1.0 mm(0.04")	SUS304 stainless steel 1.0 mm(0.04")
Weight per Pedestal	With packaging: Left: 99 kg (218 lb) Middle:115 kg (254 lb) Right: 99 kg (218 lb) Without packaging: Left: 74 kg (163 lb) Middle: 90 kg (198 lb) Right: 74 kg (163 lb)	With packaging: Left: 80 kg (176.4 lb) Middle:94 kg (207.3 lb) Right: 83 kg (183.0 lb) Without packaging: Left: 50 kg (110.3 lb) Middle:64 kg (141.1 lb) Right: 52 kg (114.7 lb)	With packaging: Left: 49.15 kg (108.4 lb) Middle: 56.27 kg (124.1 lb) Right: 37.85 kg (107.1lb) Without packaging: Left: 30.15 kg (66.5 lb) Middle: 38.27 kg (84.4 lb) Right: 29.58 kg (64.8 lb)	With packaging: Left: 51.15 kg (112.8 lb) Middle: 58.27 kg (128.5 lb) Right: 39.85 kg (111.5lb) Without packaging: Left: 32.15 kg (70.9 lb) Middle: 40.27 kg (88.8 lb) Right: 31.58 kg (69.2 lb)
Lane Width	600 mm (23.62")	600 mm (23.62")	550 mm (18.15")	550 mm (18.15")
Dimension (L x W x H) per Pedestal	Without packaging: 300 mm×1010 mm×1406.8 mm(11.81"×39.76"× 55.38") With packaging: 1642 mm×517 mm×1274mm(64.65"×20.35"×50.16")	Without packaging: 1207 mm x 315 mm x 990mm(47.52" x 12.40" x 38.98") With packaging: 1360 mm x 440 mm x 1200 mm(53.54" x 17.32" x 47.24")	With packaging: 1300 mm (51.2") x 245 mm (9.65") x 1100 mm(43.3") Without packaging: 1205 mm(47.44") x146 mm (5.75")x1000mm(39.37")	With packaging: 1300 mm (51.2") x 245 mm (9.65") x 1100 mm(43.3") Without packaging: 1205 mm(47.44") x146 mm (5.75")x1000mm(39.37")
Working Humidity	0% to 95% (No Condensing)	0% to 95% (No Condensing)	10% to 95% (No Condensing)	10% to 95% (No Condensing)
Working Temperature	-25 °C to 70 °C (-13 °F to 158 °F)	-20 °C to 65 °C (-4 °F to 149 °F)	-30 °C to 65 °C (-4 °F to 149 °F)	-30 °C to 65 °C (-4 °F to 149 °F)
Application environment	Indoor/Outdoor	Indoor/Outdoor	Indoor/Outdoor	Indoor/Outdoor
Power consumption	60W	35W	45W	45W

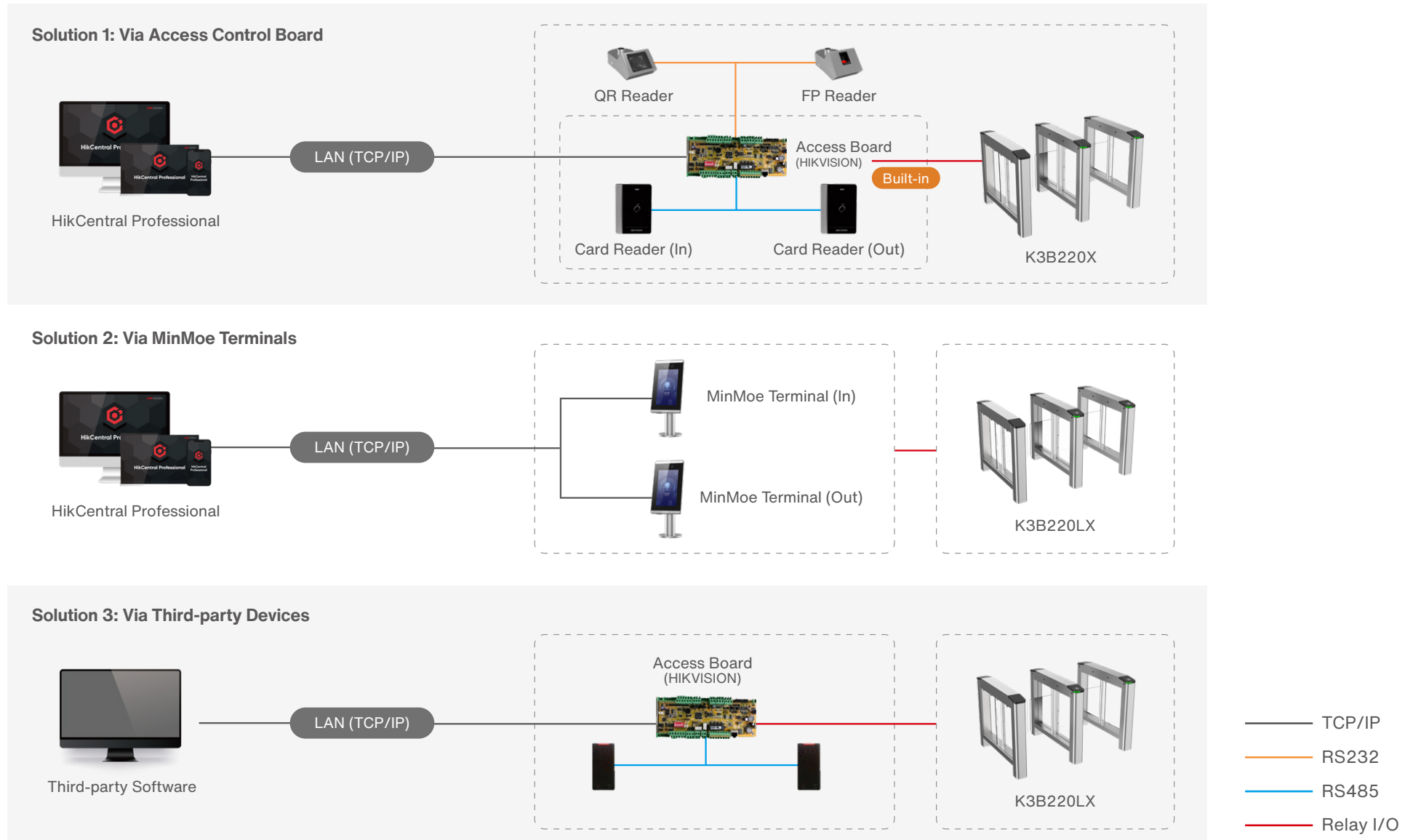
* The actual throughput is affected by the person passing rate and passing environment

Full-height Turnstile

Model	DS-K3H4410 Series	DS-K3H4420 Series	DS-K3H4411 Series	DS-K3H4421 Series
Image	 HOT Full Height Turnstile	 Full Height Turnstile	 Full Height Turnstile	 Full Height Turnstile
Motor Type	NA	NA	NA	NA
Power Supply	100 to 240 VAC; 50 to 60 Hz	100 to 240 VAC; 50 to 60 Hz	100 to 240 VAC; 50 to 60 Hz	100 to 240 VAC; 50 to 60 Hz
Built-in Access Controller	N	N	N	N
Built in Face Terminal Power	N	N	N	N
Built in Network Switch	N	N	N	N
Built in Face Recognition Camera	N	N	N	N
Additional Loudspeaker and Keyfob Board	N	N	N	N
Authentication Mode	face	face	face	face
Communication Interface	Exit button x 2	Exit button x 2	Exit button x 2	Exit button x 2
IR Light Detectors	N	N	N	N
Throughput	More than 30 persons per minute*	More than 30 persons per minute*		
Capacity	N	N	N	N
MCBF	>2 million times	>2 million times	>5 million times	>5 million times
Barrier/Wings Material	Stainless steel pipe	Stainless steel pipe	Stainless steel pipe	Stainless steel pipe
Pedestal Material	SUS304 stainless steel 1.2mm(0.05") Stainless steel pipe 1.0mm(0.04")	SUS304 stainless steel 1.2mm(0.05") Stainless steel pipe 1.0mm(0.04")	SUS304 stainless steel 1.5mm(0.06") Stainless steel pipe 1.2mm(0.05")	SUS304 stainless steel 1.5mm(0.06") Stainless steel pipe 1.2mm(0.05")
Weight per Pedestal	With packaging:160 kg (352 lb) Without packaging:110kg (242 lb)	With packaging:160 kg (352 lb) + 100kg (220 lb) Without packaging:210 kg (462 lb)	With packaging:290 kg (639 lb) Without packaging:240 kg (529 lb)	With packaging:290 kg (639 lb) +160 kg (352 lb) Without packaging:400 kg (881 lb)
Lane Width	600mm(23.62")	600mm(23.62")	650mm(25.59")	650mm(25.59")
Dimension (L x W x H) per Pedestal	Without packaging: 1400mm x 1200mm x 2250mm(55.1" x 47.2" x 88.5") With packaging: 2200mm x 1450mm x 1100mm(86.6" x 57" x 43.3")	Without packaging: 2100mm x 1200mm x 2250mm(82.6" x 47.2" x 88.5") With packaging: 2200mm x 1450mm x 1100mm(86.6" x 57" x 43.3") 2150mm x 1450mm x 800mm(84.6" x 57" x 31.4")	Without packaging: 1630mm x 1550mm x 2300mm(64.1" x 61" x 90.5") With packaging: 2150mm x 1500mm x 1250mm(84.6" x 59" x 49.2")	Without packaging: 2400mm x 1550mm x 2300mm(94.4" x 61" x 90.5") With packaging: 2150mm x 1500mm x 1250mm(84.6" x 59" x 49.2") 2550mm x 1570mm x 870mm(100.3" x 61.8" x 34.2")
Working Humidity	10% to 90% (No Condensing)	10% to 90% (No Condensing)	10% to 90% (No Condensing)	10% to 90% (No Condensing)
Working Temperature	-15 C B25 55 C (5 C to 131 C)	-15 C to 55 C (5 C to 131 C)	-15 C to 55 C (5 C to 131 C)	-15 C to 55 C (5 C to 131 C)
Application environment	Indoor/Outdoor	Indoor/Outdoor	Indoor/Outdoor	Indoor/Outdoor
Power consumption	40W	80W	40W	80W

K3B220(L) series System Topology

The difference between L series and non-L series is that non-L series come with its own built-in Access Control Board. This page presents the System Topology using **K3B220(L)X** as an example:



Smart Swing Barrier

1 Various Authentication Methods (optional)

- Face recognition
- QR code
- EM/M1 card/ Desfire / FeliCa

2 All New Design

- Slim body full of luxury
- Various colored light strips
- 7 inch HD display screen
- Built-in FRT (default)
- New motor better performance

3 Advanced Functions

- Web management.
- Advertisement
- WIFI for configuration
*DS-K3B961TX series doesn't support WIFI function
- New protocol ISAPI

4 Installation and Maintenance

- No need for excessive wiring
- Easy to installation
- Quick self-diagnostic



Peripherals



Side Fence
(suitable for base-module with "-F")
DS-K7F01

- Material: SUS304, acrylic glass
- Installation with the Base-Module with "-F" type is available



Remote keyfob
DS-K7R01-433/868

- Remote keyfob supports both one-to-one and one-to-many (Max. 6 lanes) communication pairing
- Convenient to hang on the key chain, easy to use for security managers
- Simple and convenient control and management for turnstiles
- Communication frequency: 433MHz or 868MHz

SECURITY ALARM

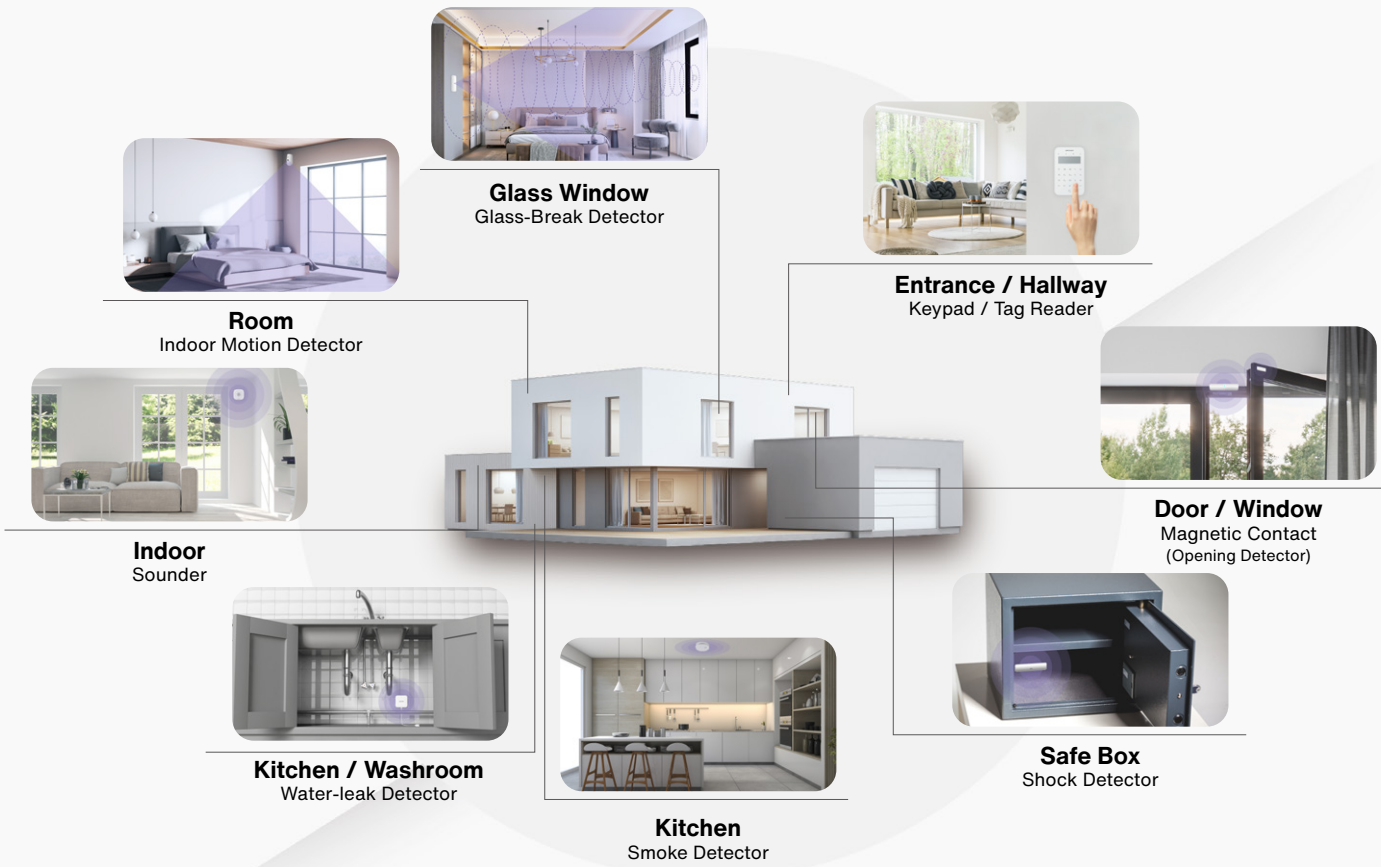
- 103** AX PRO Wireless intrusion Alarm
- 124** AX Hybrid PRO Wired Intrusion Alarm
- 136** Emergency Alarm



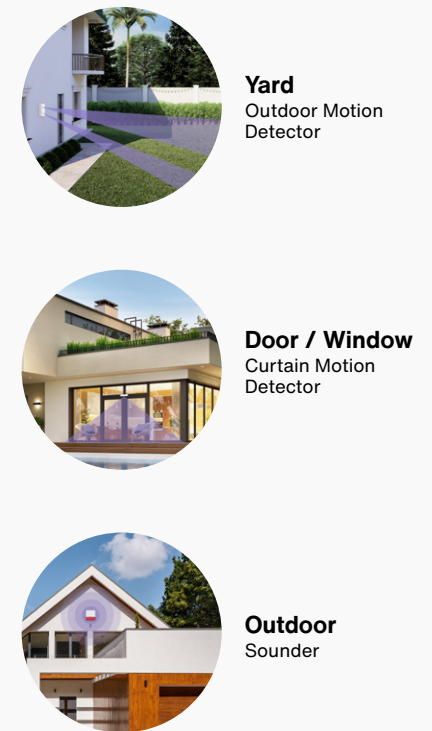
Professional and innovative alarm system that suits every need

- Instant & visualized verification via HD images or video clips
- Comprehensive protection with a wide range of indoor & outdoor detectors
- Easy installation, operation & maintenance with intuitive apps

Indoor Products



Outdoor Products



Simplicity through Innovation

AX PRO Wireless Intrusion Alarm

At Hikvision, we believe that innovation results in products that can do more while becoming simpler to use.

The AX PRO System is the perfect example – it's an incredible new design that combines the powerful and reliable security systems of the past with the simplicity of today's best technology. AX PRO is both conventional and revolutionary, with proven wireless stability, a wide range of world-class products, and ease-of-use for both installers and end users.

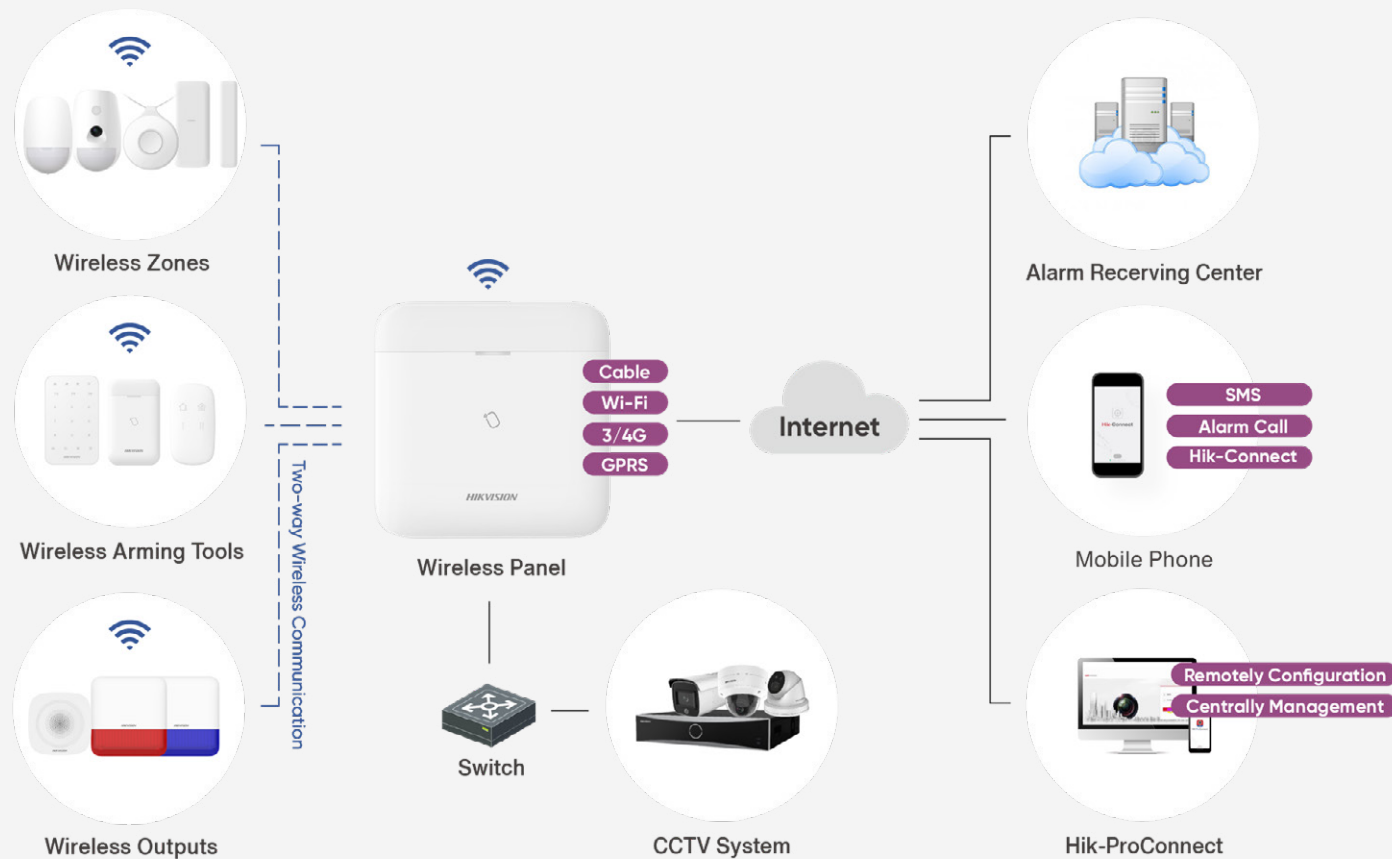
Simple setup, powerful protection – whether it's for a business-owner's property or a home-owner's loved ones – bringing peace of mind every day, all day.

- › Stay informed with real-time visual verification
- › Extended transmission distance with great reliability
- › Multiple communication methods
- › Smart & simple alarm solution for ARCs




System Topology

The new hybrid alarm system is easy to use. Along with local control of the system using the LCD keypad, users can manage and configure the alarm system remotely via mobile app or software platform.



AX PRO Kit



•HOT

AX PRO Kit


DS-PWA64-Kit-WE (868 MHz)

DS-PWA64-L-WE * 1 (AX PRO Hub, L Model)

DS-PKF1-WE * 1 (Keyfob)

DS-PDP15P-EG2-WE * 1 (PIR Detector)

DS-PDMC-EG2-WE * 1 (Magnetic Contact)



•HOT

AX PRO Kit


DS-PWA64-Kit-WB (433 MHz)

DS-PWA64-L-WB * 1 (AX PRO Hub, L Model)

DS-PKF1-WB * 1 (Keyfob)

DS-PDP15P-EG2-WB * 1 (PIR Detector)

DS-PDMC-EG2-WB * 1 (Magnetic Contact)



•HOT

AX PRO Kit


DS-PWA96-Kit-WE (868MHz)

DS-PWA96-M-WE * 1 (AX PRO Hub, M Model)

DS-PKF1-WE * 1 (Keyfob)

DS-PDP15P-EG2-WE * 1 (PIR Detector)

DS-PDMC-EG2-WE * 1 (Magnetic Contact)



•HOT

AX PRO Kit

DS-PWA96-Kit-WB (433MHz)





DS-PWA96-M-WB * 1 (AX PRO Hub, M Model)





DS-PKF1-WB * 1 (Keyfob)





DS-PDP15P-EG2-WB * 1 (PIR Detector)

DS-PDMC-EG2-WB * 1 (Magnetic Contact)

Wireless Control Panel

Model	DS-PWA64-L-WE	DS-PWA64-L-WB	DS-PWA96-M-WB	DS-PWA96-M-WE
Image	 LAN + Wi-Fi + GPRS	 LAN + Wi-Fi + GPRS	 LAN + Wi-Fi + 3/4G + Tag Reader	 LAN + Wi-Fi + 3/4G + Tag Reader
Color	White	White	White	White
Frequency	868 MHz	433 MHz	433 MHz	868 MHz
Wireless Tag Reader & Keypad	8	8	8	8
Wired Input	\	\	\	\
Wired Outputs	\	\	\	\
PowerOutputs	\	\	\	\
Wireless Input/Output	64	64	96	96
PIRCAM	48	48	48	48
Wireless Keyfob	32	32	48	48
Wireless Sounder	4	4	6	6
GPRS on Board	Yes	Yes	No	No
3/4G on Board	No	No	Yes	Yes
SIM Slot	Single	Single	Dual	Dual
SMS Notification	Yes	Yes	Yes	Yes
Alarm Voice Call	Yes	Yes	Yes	Yes
ARC Protocol	SIA DC09, ISUP, ISAPI (SDK)SIA level 2, Contact ID	SIA DC09, ISUP, ISAPI (SDK)SIA level 2, Contact ID	SIA DC09, ISUP, ISAPI (SDK)SIA level 2, Contact ID	SIA DC09, ISUP, ISAPI (SDK)SIA level 2, Contact ID
Remote Programming Software	Covengense cloud/Hik-central/ Hik-ProConnect	Covengense cloud/Hik-central/ Hik-ProConnect	Covengense cloud/Hik-central/ Hik-ProConnect	Covengense cloud/Hik-central/ Hik-ProConnect
Voice Prompt	1-CH loudspeaker	1-CH loudspeaker	1-CH loudspeaker	1-CH loudspeaker
Tamper Switch	Support	Support	Support	Support
Power Supply	Built in power supply	Built in power supply	Built in power supply	Built in power supply
Backup Battery	Lithium battery	Lithium battery	Lithium battery	Lithium battery

Model	DS-PWA96-M2-WE	DS-PWA96-M2-WB	DS-PWA96-M2H-WE	DS-PWA96-M2H-WB
Image	 HOT	 HOT	 HOT	 HOT
	LAN + Wi-Fi + 3/4G	LAN + Wi-Fi + 3/4G	LAN + Wi-Fi + 3/4G	LAN + Wi-Fi + 3/4G
Color	White	White	White	White
Frequency	868 MHz	433 MHz	868 MHz	433 MHz
Wireless Tag Reader & Keypad	8	8	8	8
Wired Input	\	\	16	16
Wired Outputs	\	\	2	2
PowerOutputs	\	\	2 (12v, total 1A)	2 (12v, total 1A)
Wireless Input/Output	96	96	96	96
PIRCAM	48	48	48	48
Wireless Keyfob	48	48	48	48
Wireless Sounder	6	6	6	6
GPRS on Board	No	No	No	No
3/4G on Board	Yes	Yes	Yes	Yes
SIM Slot	Dual	Dual	Dual	Dual
SMS Notification	Yes	Yes	Yes	Yes
Alarm Voice Call	Yes	Yes	Yes	Yes
ARC Protocol	SIA DC09, ISUP, ISAPI (SDK)SIA level 2, Contact ID	SIA DC09, ISUP, ISAPI (SDK)SIA level 2, Contact ID	SIA DC09, ISUP, ISAPI (SDK)SIA level 2, Contact ID	SIA DC09, ISUP, ISAPI (SDK)SIA level 2, Contact ID
Remote Programming Software	Covengense cloud/Hik-central/ Hik-ProConnect	Covengense cloud/Hik-central/ Hik-ProConnect	Covengense cloud/Hik-central/ Hik-ProConnect	Covengense cloud/Hik-central/ Hik-ProConnect
Voice Prompt	1-CH loudspeaker	1-CH loudspeaker	1-CH loudspeaker	1-CH loudspeaker
Tamper Switch	Support	Support	Support	Support
Power Supply	Built in power supply	Built in power supply	Built in power supply	Built in power supply
Backup Battery	12 v 7 Ah Storage battery	12 v 7 Ah Storage battery	12 v 7Ah Storage battery	12 v 7 Ah Storage battery

Model	DS-PDPC12P-E62-WE	DS-PDPC12PF-E62-WE	DS-PDPC12P-E62-WB	DS-PDPC12PF-E62-WB
Image	 HOT	 HOT	 HOT	 HOT
Detection Method	Passive Infrared; Video Verification	Passive Infrared; Video Verification	Passive Infrared; Video Verification	Passive Infrared; Video Verification
Detection Range	12 m	12 m	12 m	12 m
Detection Angle	85.9 °	85.9 °	85.9 °	85.9 °
Detection Zones	52	52	52	52
Detectable Speed	0.3 - 2 m/s	0.3 - 2 m/s	0.3 - 2 m/s	0.3 - 2 m/s
Sensitivity	High; Auto; Pet	High; Auto; Pet	High; Auto; Pet	High; Auto; Pet
Pet Immunity	30 Kg	30 Kg	30 Kg	30 Kg
White Light Filter	6500 lux	6500 lux	6500 lux	6500 lux
Digital Temperature Compensation	Support	Support	Support	Support
Creep Zone Protection	Support	Support	Support	Support
Digital Processing	Support	Support	Support	Support
Signal Strength Indicator	Support	Support	Support	Support
Field Angle	88° (H), 68° (V)	88° (H), 68° (V)	88° (H), 68° (V)	88° (H), 68° (V)
Image Type	JPEG	JPEG	JPEG	JPEG
Resolution	160 × 120; 320 × 240; 640 × 480	160 × 120; 320 × 240; 640 × 480	160 × 120; 320 × 240; 640 × 480	160 × 120; 320 × 240; 640 × 480
Fill Light	Infrared Light	White Light	Infrared Light	White Light
Fill Range	12 m	12 m	12 m	12 m
Day/Night Switch	Color/Black & White	Color	Color/Black & White	Color
Power Switch	Power Up Enrolling	Power Up Enrolling	Power Up Enrolling	Power Up Enrolling
LED Indicator	Blue (Alarm)	Blue (Alarm)	Blue (Alarm)	Blue (Alarm)
Transmission Technology	CAM-X Wireless	CAM-X Wireless	CAM-X Wireless	CAM-X Wireless
Transmission Method	Two-Way RF Wireless	Two-Way RF Wireless	Two-Way RF Wireless	Two-Way RF Wireless
Transmission Frequency	868 MHz	868 MHz	433 MHz	433 MHz
Transmission Security	AES-128 encryption	AES-128 encryption	AES-128 encryption	AES-128 encryption
Transmission Range(Free Space)	800 m	800 m	800 m	800 m
Enrolling Method	Power up, Remote ID, QR code	Power up, Remote ID, QR code	Power up, Remote ID, QR code	Power up, Remote ID, QR code
Standard Battery Life	6 years in work status (being triggered every week and completely uploading captures twice)	6 years in work status (being triggered every week and completely uploading captures twice)	6 years in work status (being triggered every week and completely uploading captures twice)	6 years in work status (being triggered every week and completely uploading captures twice)
Power Supply	Battery Powered	Battery Powered	Battery Powered	Battery Powered
Battery Type	CR123A × 3	CR123A × 3	CR123A × 3	CR123A × 3
Typical Voltage	3 V	3 V	3 V	3 V
Operation Temperature	-10 °C to 55 °C (14 °F to 131 °F)	-10 °C to 55 °C (14 °F to 131 °F)	-10 °C to 55 °C (14 °F to 131 °F)	-10 °C to 55 °C (14 °F to 131 °F)
Storage Temperature	-20 °C to 60 °C (-4 °F to 140 °F)	-20 °C to 60 °C (-4 °F to 140 °F)	-20 °C to 60 °C (-4 °F to 140 °F)	-20 °C to 60 °C (-4 °F to 140 °F)
Operation Humidity	10 % to 90 %	10 % to 90 %	10 % to 90 %	10 % to 90 %
Dimension(WxHxD)	72.2 mm × 120.5 mm × 56.7 mm	72.2 mm × 120.5 mm × 56.7 mm	72.2 mm × 120.5 mm × 56.7 mm	72.2 mm × 120.5 mm × 56.7 mm
Weight	210 g	220 g	210 g	220 g
Mounting Height	1.8 to 2.4 m	1.8 to 2.4 m	1.8 to 2.4 m	1.8 to 2.4 m
Mounting Method	Wall	Wall	Wall	Wall
Application Scenario	Indoor	Indoor	Indoor	Indoor
Bracket	Optional Wall & Ceiling Accessory	Optional Wall & Ceiling Accessory	Optional Wall & Ceiling Accessory	Optional Wall & Ceiling Accessory





Wireless PIR-Glass Break Detector




Model	DS-PDP612P-E62-WE	DS-PDP612P-E62-WB
Image		
Detection Method	Passive Infrared; Acoustic Sensor	Passive Infrared; Acoustic Sensor
Detection Range	12 m	12 m
Detection Angle	85.9°	85.9°
Detection Zones	52	52
Detectable Speed	0.3 - 2 m/s	0.3 - 2 m/s
Pet Immunity	30 Kg	30 Kg
White Light Filter	6500 lux	6500 lux
PIR Sensitivity	Auto, High, Pet	Auto, High, Pet
Glass Break Range	8 m	8 m
Glass Type	Float; Plate; Tempered; Wired; Laminated Leaded; Double Glazing	Float; Plate; Tempered; Wired; Laminated Leaded; Double Glazing
Glass Break Sensitivity	2 m, 4 m, 6 m, 8 m	2.4 mm to 6.4 mm
Creep Zone Protection	Support	Support
Digital Processing	Support	Support
Sealed Optics	Support	Support
Tamper Protection	Front; Rear	Front; Rear
Environment Temperature Indicator	Support	Support
Signal Strength Indicator	Support	Support
Power Switch	Power Up Enrolling	Power Up Enrolling
LED Indicator	Green (PIR), Red (BG), Blue (alarm)	Green (PIR), Red (BG), Blue (alarm)
Transmission Technology	Tri-X Wireless	Tri-X Wireless
Transmission Method	Two-Way RF Wireless	Two-Way RF Wireless
Transmission Frequency	868 MHz	433 MHz
Transmission Security	AES-128 Encryption	AES-128 Encryption
Transmission Range(Free Space)	1.6 Km	1 Km
Frequency Hopping	Support	Support
Enrolling Method	Power up; Remote ID; QR Code	Power up; Remote ID; QR Code
Standard Battery Life	4 years in work status (being triggered 20 times per day)	4 years in work status (being triggered 20 times per day)
Power Supply	Battery Powered	Battery Powered
Battery Type	CR123A × 2	CR123A × 2
Typical Voltage	3 V	3 V
Operation Temperature	-10 °C to 55 °C (14 °F to 131 °F)	-10 °C to 55 °C (14 °F to 131 °F)
Storage Temperature	-20 °C to 60 °C (-4 °F to 140 °F)	-20 °C to 60 °C (-4 °F to 140 °F)
Operation Humidity	10 % to 90 %	10 % to 90 %
Dimension(WxHxD)	65.5 mm × 103 mm × 48.5 mm	65.5 mm × 103 mm × 48.5 mm
Weight	134 g	134 g
Mounting Height	1.8 to 2.4 m	1.8 to 2.4 m
Mounting Method	Wall	Wall
Application Scenario	Indoor	Indoor
Bracket	Optional Wall & Ceiling Accessory	Optional Wall & Ceiling Accessory

Wireless Motion Detector


Model	DS-PDP15P-E62-WE	DS-PDP15P-E62-WB	DS-PDC15-E62-WE
Image			
Detection Method	Passive Infrared	Passive Infrared	Passive Infrared
Detection Range	15 m	15 m	15 m
Detection Angle	85.9°	85.9°	6.3°
Detection Zones	52	52	18
Detectable Speed	0.3 - 2 m/s	0.3 - 2 m/s	0.3 - 2 m/s
Sensitivity	High; Auto; Pet	High; Auto; Pet	/
Pet Immunity	30 Kg	30 Kg	None
White Light Filter	6500 lux	6500 lux	6500 lux
Microwave Frequency	/	/	/
Digital Temperature Compensation	Support	Support	Support
Creep Zone Protection	Support	Support	Support
Environment Temperature Indicator	Support	Support	Support
Signal Strength Indicator	Support	Support	Support
Power Switch	Power Up Enrolling	Power Up Enrolling	Power Up Enrolling
LED Indicator	Blue (Alarm)	Blue (Alarm)	Blue (Alarm)
Transmission Technology	Tri-X Wireless	Tri-X Wireless	Tri-X Wireless
Transmission Method	Two-Way RF Wireless	Two-Way RF Wireless	Two-Way RF Wireless
Transmission Frequency	868 MHz	433 MHz	868 MHz
Transmission Security	AES-128 Encryption	AES-128 Encryption	AES-128 Encryption
Transmission Range(Free Space)	1.6 Km	1.2 Km	1.6 Km
Frequency Hopping	Support	Support	Support
Enrolling Method	Power up; Remote ID; QR Code	Power up; Remote ID; QR Code	Power up; Remote ID; QR Code
Standard Battery Life	5 years in work status (being triggered 20 times per day)	5 years in work status (being triggered 20 times per day)	5 years in work status (being triggered 20 times per day)
Power Supply	Battery Powered	Battery Powered	Battery Powered
Battery Type	CR123A × 1	CR123A × 1	CR123A × 1
Typical Voltage	3V	3V	3V
Operation Temperature	-10 °C to 55 °C (14 °F to 131 °F)	-10 °C to 55 °C (14 °F to 131 °F)	-10 °C to 55 °C (14 °F to 131 °F)
Storage Temperature	-20 °C to 60 °C (-4 °F to 140 °F)	-20 °C to 60 °C (-4 °F to 140 °F)	-20 °C to 60 °C (-4 °F to 140 °F)
Operation Humidity	10 % to 90 %	10 % to 90 %	10 % to 90 %
Dimension(WxHxD)	65.5 mm × 103 mm × 48.5 mm	65.5 mm × 103 mm × 48.5 mm	65.5 mm × 103 mm × 48.5 mm
Weight	128 g	128 g	128 g
Mounting Height	1.8 to 2.4 m	1.8 to 2.4 m	2.4 to 3.6 m
Mounting Method	Wall	Wall	Wall
Application Scenario	Indoor	Indoor	Indoor
Bracket	Optional Wall & Ceiling Accessory	Optional Wall & Ceiling Accessory	Optional Wall & Ceiling Accessory
IP Rate	\	\	\

Model	DS-PDC15-E62-WB	DS-PDD12P-E62-WE	DS-PDD12P-E62-WB	DS-PDCL12-E62-WE	DS-PDCL12-E62-WB
Image					
Detection Method	Passive Infrared	Passive Infrared;Microwave	Passive Infrared;Microwave	Passive Infrared	Passive Infrared
Detection Range	15 m	12 m	12 m	12 m	12 m
Detection Angle	6.3 °	85.9 °	85.9 °	360 °	360 °
Detection Zones	18	52	52	172	172
Detectable Speed	0.3 - 2 m/s	0.3 - 2 m/s	0.3 - 2 m/s	0.3 - 2 m/s	0.3 - 2 m/s
Sensitivity	/	High; Auto; Pet	High; Auto; Pet	Auto, Low	Auto, Low
Pet Immunity	None	30 Kg	30 Kg	/	/
White Light Filter	6500 lux	6500 lux	6500 lux	6500 lux	6500 lux
Microwave Frequency	/	24 GHz (24.15 - 24.25 GHz)	24 GHz (24.15 - 24.25 GHz)	/	/
Digital Temperature Compensation	Support	Support	Support	Support	Support
Creep Zone Protection	Support	Support	Support	Support	Support
Environment Temperature Indicator	Support	Support	Support	Support	Support
Signal Strength Indicator	Support	Support	Support	Support	Support
Power Switch	Power Up Enrolling	Power Up Enrolling	Power Up Enrolling	Power Up Enrolling	Power Up Enrolling
LED Indicator	Blue (Alarm)	Green (PIR), Red (Microwave), Blue (Alarm)	Green (PIR), Red (Microwave), Blue (Alarm)	Blue (Alarm)	Blue (Alarm)
Transmission Technology	Tri-X Wireless	Tri-X Wireless	Tri-X Wireless	Tri-X Wireless	Tri-X Wireless
Transmission Method	Two-Way RF Wireless	Two-Way RF Wireless	Two-Way RF Wireless	Two-Way RF Wireless	Two-Way RF Wireless
Transmission Frequency	433 MHz	868 MHz	433 MHz	868 MHz	433 MHz
Transmission Security	AES-128 Encryption	AES-128 Encryption	AES-128 Encryption	AES-128 encryption	AES-128 encryption
Transmission Range(Free Space)	1.2 Km	1.6 Km	1.2 Km	1.6 Km	1 Km
Frequency Hopping	Support	Support	Support	Support	Support
Enrolling Method	Power up; Remote ID; QR Code	Power up; Remote ID; QR Code	Power up; Remote ID; QR Code	Power up, Remote ID, QR code	Power up, Remote ID, QR code
Standard Battery Life	5 years in work status (being triggered 20 times per day)	5 years in work status (being triggered 20 times per day)	5 years in work status (being triggered 20 times per day)	5 years in work status (being triggered 20 times per day)	5 years in work status (being triggered 20 times per day)
Power Supply	Battery Powered	Battery Powered	Battery Powered	Battery Powered	Battery Powered
Battery Type	CR123A × 1	CR123A × 2	CR123A × 2	CR123A × 1	CR123A × 1
Typical Voltage	3 V	3 V	3 V	3 V	3 V
Operation Temperature	-10 °C to 55 °C (14 °F to 131 °F)	-10 °C to 55 °C (14 °F to 131 °F)	-10 °C to 55 °C (14 °F to 131 °F)	-10 °C to 55 °C (14 °F to 131 °F) -10 °C to 40 °C (14 °F to 104 °F) Certified	-10 °C to 55 °C (14 °F to 131 °F) -10 °C to 40 °C (14 °F to 104 °F) Certified
Storage Temperature	-20 °C to 60 °C (-4 °F to 140 °F)	-20 °C to 60 °C (-4 °F to 140 °F)	-20 °C to 60 °C (-4 °F to 140 °F)	-20 °C to 60 °C (-4 °F to 140 °F)	-20 °C to 60 °C (-4 °F to 140 °F)
Operation Humidity	10 % to 90 %	10 % to 90 %	10 % to 90 %	10 % to 90 %	10 % to 90 %
Dimension(WxHxD)	65.5 mm × 103 mm × 48.5 mm	65.5 mm × 103 mm × 48.5 mm	65.5 mm × 103 mm × 48.5 mm	φ101.2 mm × 32.9 mm	φ101.2 mm × 32.9 mm
Weight	128 g	141 g	141 g	109.5 g	109.5 g
Mounting Height	2.4 to 3.6 m	1.8 to 2.4 m	1.8 to 2.4 m	2.4 to 4m	2.4 to 4 m
Mounting Method	Wall	Wall	Wall	Ceiling	Ceiling
Application Scenario	Indoor	Indoor	Indoor	Indoor	Indoor
Bracket	Optional Wall & Ceiling Accessory	Optional Wall & Ceiling Accessory	Optional Wall & Ceiling Accessory	N/A	N/A
IP Rate	\	\	\	\	\

Model	DS-PDC10AM-E62-WE	DS-PDC10AM-E62-WB	DS-PDC10DM-E62-WE	DS-PDC10DM-E62-WB
Image				
Detection Method	Passive Infrared	Passive Infrared	Passive Infrared; Microwave	Passive Infrared; Microwave
Detection Range	Wall Mount: 10 m Ceiling Mount: 5 m	Wall Mount: 10 m Ceiling Mount: 5 m	Wall Mount: 10 m Ceiling Mount: 5 m	Wall Mount: 10 m Ceiling Mount: 5 m
Detection Angle	5 °	5 °	5 °	5 °
Detection Zones	32	32	32	32
Detectable Speed	0.3 - 2 m/s	0.3 - 2 m/s	0.3 - 2 m/s	0.3 - 2 m/s
Sensitivity	Auto, Pet	Auto, Pet	Auto, Pet	Auto, Pet
Pet Immunity	Wall Mount: 12 Kg Ceiling Mount: None	Wall Mount: 12 Kg Ceiling Mount: None	Wall Mount: 12 Kg Ceiling Mount: None	Wall Mount: 12 Kg Ceiling Mount: None
White Light Filter	6500 lux	6500 lux	6500 lux	6500 lux
Microwave Frequency	/	/	/	/
Digital Temperature Compensation	Support	Support	Support	Support
Creep Zone Protection	Support	Support	Support	Support
Environment Temperature Indicator	Support	Support	Support	Support
Signal Strength Indicator	Support	Support	Support	Support
Power Switch	Power Up Enrolling	Power Up Enrolling	Power Up Enrolling	Power Up Enrolling
LED Indicator	Blue (Alarm), Green + Orange (Mask)	Blue (Alarm), Green + Orange (Mask)	Blue (Alarm), Green + Orange (Mask)	Blue (Alarm), Green + Orange (Mask)
Transmission Technology	Tri-X Wireless	Tri-X Wireless	Tri-X Wireless	Tri-X Wireless
Transmission Method	Two-Way RF Wireless	Two-Way RF Wireless	Two-Way RF Wireless	Two-Way RF Wireless
Transmission Frequency	868 MHz	433 MHz	868 MHz	433 MHz
Transmission Security	AES-128 encryption	AES-128 encryption	AES-128 encryption	AES-128 encryption
Transmission Range(Free Space)	1 Km	1 Km	1 Km	1 Km
Frequency Hopping	Support	Support	Support	Support
Enrolling Method	Power up, Remote ID, QR code	Power up, Remote ID, QR code	Power up, Remote ID, QR code	Power up, Remote ID, QR code
Standard Battery Life	5 years in work status (being triggered 20 times per day)	5 years in work status (being triggered 20 times per day)	5 years in work status (being triggered 20 times per day)	5 years in work status (being triggered 20 times per day)
Power Supply	Battery Powered	Battery Powered	Battery Powered	Battery Powered
Battery Type	CR123A x 2	CR123A x 2	CR123A x 2	CR123A x 2
Typical Voltage	3 V	3 V	3 V	3 V
Operation Temperature	-25 °C to 60 °C (-13 °F to 140 °F)	-25 °C to 60 °C (-13 °F to 140 °F)	-25 °C to 60 °C (-13 °F to 140 °F)	-25 °C to 60 °C (-13 °F to 140 °F)
Storage Temperature	-25 °C to 60 °C (-13 °F to 140 °F)	-25 °C to 60 °C (-13 °F to 140 °F)	-25 °C to 60 °C (-13 °F to 140 °F)	-25 °C to 60 °C (-13 °F to 140 °F)
Operation Humidity	10 % to 90 %	10 % to 90 %	10 % to 90 %	10 % to 90 %
Dimension(WxHxD)	29.2 mm × 134.4 mm × 39.5 mm	29.2 mm × 134.4 mm × 39.5 mm	29.2 mm × 134.4 mm × 39.5 mm	29.2 mm × 134.4 mm × 39.5 mm
Weight	118.5 g	118.5 g	118.5 g	118.5 g
Mounting Height	2 to 3.5 m	2 to 3.5 m	2 to 3.5 m	2 to 3.5 m
Mounting Method	wall, Ceiling	wall, Ceiling	wall, Ceiling	wall, Ceiling
Application Scenario	Indoor, outdoor	Indoor, outdoor	Indoor, outdoor	Indoor, outdoor
Bracket	L-shaped adapter included	L-shaped adapter included	L-shaped adapter included	L-shaped adapter included
IP Rate	IP65	IP65	IP65	IP65


Model	DS-PDPT15AM-LM-WE	DS-PDPT15AM-LM-WB	DS-PDCM15PF-IR	DS-PDP18-HM-WE	DS-PDP18-HM-WB	DS-PDQP15AM-LM-WE	DS-PDQP15AM-LM-WB
Image							
Detection Method	Passive Infrared; Microwave	Passive Infrared; Microwave	Video Verification	Passive Infrared	Passive Infrared	Passive Infrared	Passive Infrared
Detection Range	15 m	15 m	15 m	18 m	18 m	15m	15m
Detection Angle	90° @ 180° adjustable	90° @ 180° adjustable	137.2° (H), 80.1° (V)	90°	90°	180°	180°
Detection Zones	92	92	\	118	118	40	40
Detectable Speed	0.3 - 2 m/s	0.3 - 2 m/s	\	0.3 - 2 m/s	0.3 - 2 m/s	0.3 - 2m/s	0.3 - 2m/s
Sensitivity	Auto, Low	Auto, Low	\	Auto, Pet	Auto, Pet	Auto;Low	Auto;Low
Pet Immunity	40 Kg	40 Kg	\	24 Kg	24 Kg	Up to 40kg (cm height)	Up to 40kg (cm height)
White Light Filter	10000 lux	10000 lux	\	20000 lux	20000 lux	20000lux	20000lux
Microwave Frequency	24 GHz (24.15 - 24.25 GHz)	24 GHz (24.15 - 24.25 GHz)	\	\	\	\	\
Digital Temperature Compensation	Support	Support	\	Support	Support	Support	Support
Creep Zone Protection	Support	Support	\	Support	Support	\	\
Environment Temperature Indicator	Support	Support	\	Support	Support	Support	Support
Signal Strength Indicator	Support	Support	\	Support	Support	Support	Support
Power Switch	Power Up Enrolling	Power Up Enrolling	Power Up Enrolling	Power Up Enrolling	Power Up Enrolling	Power up enrolling	Power up enrolling
LED Indicator	Green (Top PIR), Red (Microwave), Orange (Bottom PIR), Green + Orange (Mask), Blue (Alarm)	Green (Top PIR), Red (Microwave), Orange (Bottom PIR), Green + Orange (Mask), Blue (Alarm)	Infrared Light	Blue (Alarm)	Blue (Alarm)	Blue (Alarm), Green+Orange (Mask)	Blue (Alarm), Green+Orange (Mask)
Transmission Technology	Tri-X Wireless	Tri-X Wireless	Cam-X Wireless	Tri-X Wireless	Tri-X Wireless	Tri-X Wireless	Tri-X Wireless
Transmission Method	Two-Way RF Wireless	Two-Way RF Wireless	Two-Way RF Wireless	Two-Way RF Wireless	Two-Way RF Wireless	Two-Way RF Wireless	Two-Way RF Wireless
Transmission Frequency	868 MHz	433 MHz	\	868 MHz	433 MHz	868MHz	433MHz
Transmission Security	AES-128 encryption	AES-128 encryption	AES-128 encryption	AES-128 encryption	AES-128 encryption	AES-128 encryption	AES-128 encryption
Transmission Range(Free Space)	1.6 Km	1.6 Km	\	1.6 Km	1 Km	1.6Km	1.2Km
Frequency Hopping	Support	Support	\	Support	Support	Support	Support
Enrolling Method	Power up, Remote ID, QR code	Power up, Remote ID, QR code	\	Power up, Remote ID, QR code	Power up, Remote ID, QR code	Power up;Remote ID;QR Code	Power up;Remote ID;QR Code
Standard Battery Life	5 years in work status (Standalone: being triggered 20 times per day) (With camera integrat	5 years in work status (Standalone: being triggered 20 times per day) (With camera integrat	\	5 years in work status (being triggered 20 times per day)	5 years in work status (being triggered 20 times per day)	Up to 5 years (standby time) (The battery working time can be significantly reduced at low temperatures)	Up to 5 years (standby time) (The battery working time can be significantly reduced at low temperatures)
Power Supply	Battery Powered	Battery Powered	\	Battery Powered	Battery Powered	Battery Powered	Battery Powered
Battery Type	CR123A x 5	CR123A x 5	\	CR123A x 2	CR123A x 2	CR123A x 5	CR123A x 5
Typical Voltage	3 V	3 V	3 V	3 V	3 V	3V	3V
Operation Temperature	-25 °C to 60 °C (-13 °F to 140 °F)	-25 °C to 60 °C (-13 °F to 140 °F)	-25 °C to 60 °C (-13 °F to 140 °F)	-25 °C to 60 °C (-13 °F to 140 °F)	-25 °C to 60 °C (-13 °F to 140 °F)	-25 °C to 60 °C (-13 °F to 140 °F)	-25 °C to 60 °C (-13 °F to 140 °F)
Storage Temperature	-25 °C to 60 °C (-13 °F to 140 °F)	-25 °C to 60 °C (-13 °F to 140 °F)	-25 °C to 60 °C (-13 °F to 140 °F)	-25 °C to 60 °C (-13 °F to 140 °F)	-25 °C to 60 °C (-13 °F to 140 °F)	-25 °C to 60 °C (-13 °F to 140 °F)	-25 °C to 60 °C (-13 °F to 140 °F)
Operation Humidity	10 % to 90 %	10 % to 90 %	10 % to 90 %	10 % to 90 %	10 % to 90 %	10% to 90%	10% to 90%
Dimension(WxHxD)	75 mm × 202 mm × 73 mm	75 mm × 202 mm × 73 mm	74.1 mm × 72.35 mm × 53 mm	74.1 mm × 72.35 mm × 53 mm	74.1 mm × 72.35 mm × 53 mm	75mm × 202mm × 73mm	75mm × 202mm × 73mm
Weight	600 g	600 g	155 g	155 g	155 g	512.5g	512.5g
Mounting Height	0.8 to 1.2 m	0.8 to 1.2 m	0.8 to 1.2 m	2.5 - 3 m High Mount 0.8 - 1.2 m Low Mount	2.5 - 3 m High Mount 0.8 - 1.2 m Low Mount	0.8 - 1.2m	0.8 - 1.2m
Mounting Method	wall	wall	wall	wall	wall	wall	wall
Application Scenario	outdoor	outdoor	outdoor	outdoor	outdoor	outdoor	outdoor
Bracket	\	\	\	Adjustment bracket included	Adjustment bracket included	\	\
IP Rate	IP65	IP65	IP66	IP65	IP65	IP65	IP65
Image Type	\	Image Type	JPEG	\	\	\	\
Resolusion	\	Resolusion	640 × 480; 320×240; 160× 120	\	\	\	\

Wireless Panic Button



Model	DS-PDEBP1-E62-WE	DS-PDEBP1-E62-WB	DS-PDEB1-E62-WE(B)	DS-PDEB1-E62-WB(B)
Image				
Button	1	1	1	1
Tamper-Proof	/	/	Front; Rear	Front; Rear
Environment Temperature Indicator	/	/	Support	Support
Signal strength indication	Support	Support	Support	Support
Indicator	Flashing LED for Alarm(Red or Green)	Flashing LED for Alarm(Red or Green)	Blue (Alarm)	Blue (Alarm)
Wireless Technology	Tri-X Wireless	Tri-X Wireless	Tri-X Wireless	Tri-X Wireless
Transmission Method	Two-Way RF Wireless	Two-Way RF Wireless	Two-Way RF Wireless	Two-Way RF Wireless
RF Frequency	868 MHz	433 MHz	868 MHz	433 MHz
Transmission Range(Free Space)	1 km	800 m	1.2 km	800 m
Wireless Security	AES-128 encryption	AES-128 encryption	AES-128 encryption	AES-128 encryption
Enrolling Methods	Power up, remote ID and QR code	Power up, remote ID and QR code	Power up, remote ID and QR code	Power up, remote ID and QR code
Frequency Hooping	Support	Support	Support	Support
Battery type	CR2032 x 1 (Included)	CR2032 x 1 (Included)	CR2450 x 1 (Included)	CR2450 x 1 (Included)
Battery life span	3 years in work status (being triggered 20 times per day).	3 years in work status (being triggered 20 times per day).	3 years in work status (being triggered 20 times per day)	3 years in work status (being triggered 20 times per day)
Power Supply	Battery Powered	Battery Powered	Battery Powered	Battery Powered
Typical Voltage	3 V	3 V	3 V	3 V
Dimension (WxHxD)	φ38 × 12 mm	φ38 × 12 mm	63.8 mm × 63.8 mm × 17.9 mm	63.8 mm × 63.8 mm × 17.9 mm
Weight	13.5 g	13.5 g	45.5 g	45.5 g
Operation temperature	-10 °C to 55 °C (14 °F to 131 °F)	-10 °C to 55 °C (14 °F to 131 °F)	-10 °C to 55 °C (14 °F to 131 °F)	-10 °C to 55 °C (14 °F to 131 °F)
Storage Temperature	-20 °C to 60 °C (-4 °F to 140 °F)	-20 °C to 60 °C (-4 °F to 140 °F)	-20 °C to 60 °C (-4 °F to 140 °F)	-20 °C to 60 °C (-4 °F to 140 °F)
Operation humidity	10 % to 90 %	10 % to 90 %	10 % to 90 %	10 % to 90 %
IP Rate	IP66	IP66	IP66	IP66
Mounting Method	Portable	Portable	Wall	Wall

Wireless Smoke Detector

Model	DS-PDSMK-S-WE	DS-PDSMK-S-WB
Image		
Detection Method	Chamber With Photoelectric Sensor	Chamber With Photoelectric Sensor
Environment Temperature Indicator	Support	Support
Signal Strength Indicator	Support	Support
Power Switch	Power Up Enrolling	Power Up Enrolling
LED Indicator	Red (Alarm)	Red (Alarm)
Buzzer	≥ 85 dB @ 3 m	≥ 85 dB @ 3 m
Transmission Method	Two-Way RF Wireless	Two-Way RF Wireless
Transmission Frequency	868 MHz	433 MHz
Transmission Security	AES-128 Encryption	AES-128 Encryption
Transmission Range(Free Space)	800 m	800 m
Enrolling Method	Power up;Remote ID;QR Code	Power up;Remote ID;QR Code
Typical Voltage	3 V	3 V
Operation Temperature	-10 °C to 60 °C (14 °F to 140 °F)	-10 °C to 60 °C (14 °F to 140 °F)
Storage Temperature	-20 °C to 60 °C (-4 °F to 140 °F)	-20 °C to 60 °C (-4 °F to 140 °F)
Operation Humidity	10 % to 90 %	10 % to 90 %
Dimension(WxHxD)	φ102 × 35 mm	φ102 × 35 mm
Weight	125 g	125 g
Mounting Method	Ceiling	Ceiling
Application Scenario	Indoor	Indoor
Standard Battery Life	10 years in standard standby status	10 years in standard standby status
Battery Type	Non Replaceable CR17450 x 1	Non Replaceable CR17450 x 1

Model	DS-PDSMK-E-WE	DS-PDSMK-E-WB	DS-PDHT-E-WE	DS-PDHT-E-WB
Image	 <p>support Environment Temperature Indicator support Signal Strength Indicator support Self-health Check support Alarm Sound Interlink</p>	 <p>support Environment Temperature Indicator support Signal Strength Indicator support Self-health Check support Alarm Sound Interlink</p>	 <p>support Environment Temperature Indicator support Signal Strength Indicator support Self-health Check support Alarm Sound Interlink</p>	 <p>support Environment Temperature Indicator support Signal Strength Indicator support Self-health Check support Alarm Sound Interlink</p>
Detection Method	Chamber With Photoelectric Sensor	Chamber With Photoelectric Sensor	Chamber With Photoelectric Sensor	Chamber With Photoelectric Sensor
Environment Temperature Indicator	Support	Support	Support	Support
Signal Strength Indicator	Support	Support	Support	Support
Power Switch	Power Up Enrolling	Power Up Enrolling	Power Up Enrolling	Power Up Enrolling
LED Indicator	Red (Alarm)	Red (Alarm)	Red (Alarm)	Red (Alarm)
Buzzer	≥ 85 dB @ 3 m	≥ 85 dB @ 3 m	≥ 85 dB @ 3 m	≥ 85 dB @ 3 m
Transmission Method	Two-Way RF Wireless	Two-Way RF Wireless	Two-Way RF Wireless	Two-Way RF Wireless
Transmission Frequency	868 MHz	433 MHz	868 MHz	433 MHz
Transmission Security	AES-128 Encryption	AES-128 Encryption	AES-128 Encryption	AES-128 Encryption
Transmission Range(Free Space)	1.6 Km	1 Km	1.6 Km	1 Km
Enrolling Method	Power up; Remote ID; QR Code	Power up; Remote ID; QR Code	Power up;Remote ID;QR Code	Power up;Remote ID;QR Code
Typical Voltage	3 V	3 V	3 V	3 V
Operation Temperature	-10 °C to 60 °C (14 °F to 140°F)	-10 °C to 60 °C (14 °F to 140°F)	-10 °C to 60 °C (14 °F to 140°F)	-10 °C to 60 °C (14 °F to 140°F)
Storage Temperature	-20 °C to 60 °C (-4 °F to 140 °F)	-20 °C to 60 °C (-4 °F to 140 °F)	-20 °C to 60 °C (-4 °F to 140 °F)	-20 °C to 60 °C (-4 °F to 140 °F)
Operation Humidity	5 % to 90 %	5 % to 90 %	5 % to 90 %	5 % to 90 %
Dimension(WxHxD)	φ120 × 48 mm	φ120 × 48 mm	φ120 × 52.5 mm	φ120 × 52.5 mm
Weight	190.5 g	190.5 g	179.5 g	179.5 g
Mounting Method	Ceiling	Ceiling	Ceiling	Ceiling
Application Scenario	Indoor	Indoor	Indoor	Indoor
Standard Battery Life	10 years for standalone sensor 5 years for RF wireless	10 years for standalone sensor 5 years for RF wireless	10 years for standalone sensor 5 years for RF wireless	10 years for standalone sensor 5 years for RF wireless
Battery Type	Non Replaceable Energizer L91 x 2 for Sensor Replaceable CR123A x 1 for RF Wireless	Non Replaceable Energizer L91 x 2 for Sensor Replaceable CR123A x 1 for RF Wireless	Non Replaceable Energizer L91 x 2 for Sensor Replaceable CR123A x 1 for RF Wireless	Non Replaceable Energizer L91 x 2 for Sensor Replaceable CR123A x 1 for RF Wireless







Wireless CO Detector

Model	DS-PDCO-E-WE	DS-PDCO-E-WB
Image	 <p>support Environment Temperature Indicator support Signal Strength Indicator support Self-health Check support Alarm Sound Interlink</p>	 <p>support Environment Temperature Indicator support Signal Strength Indicator support Self-health Check support Alarm Sound Interlink</p>
Detection Method	Chamber With Photoelectric Sensor	Chamber With Photoelectric Sensor
Environment Temperature Indicator	Support	Support
Signal Strength Indicator	Support	Support
Power Switch	Power Up Enrolling	Power Up Enrolling
LED Indicator	Red (Alarm)	Red (Alarm)
Buzzer	≥ 85 dB @ 3 m	≥ 85 dB @ 3 m
Transmission Method	Two-Way RF Wireless	Two-Way RF Wireless
Transmission Frequency	868 MHz	433 MHz
Transmission Security	AES-128 Encryption	AES-128 Encryption
Transmission Range(Free Space)	1.6 Km	1 Km
Enrolling Method	Power up; Remote ID; QR Code	Power up; Remote ID; QR Code
Typical Voltage	3 V	3 V
Operation Temperature	-10 °C to 60 °C (14 °F to 140°F)	-10 °C to 60 °C (14 °F to 140°F)
Storage Temperature	-20 °C to 60 °C (-4 °F to 140 °F)	-20 °C to 60 °C (-4 °F to 140 °F)
Operation Humidity	10 % to 90 %	10 % to 90 %
Dimension(WxHxD)	φ120 × 42 mm	φ120 × 42 mm
Weight	194.5 g	194.5 g
Mounting Method	Ceiling	Ceiling
Application Scenario	Indoor	Indoor
Standard Battery Life	10 years for standalone sensor 5 years for RF wireless	10 years for standalone sensor 5 years for RF wireless
Battery Type	Non Replaceable Energizer L91 x 2 for Sensor Replaceable CR123A x 1 for RF Wireless	Non Replaceable Energizer L91 x 2 for Sensor Replaceable CR123A x 1 for RF Wireless

Wireless Water Leak Detector

Model	DS-PDWL-E-WE	DS-PDWL-E-WB
Image		
Detection Method	Water Leak Detection	Water Leak Detection
Digital Processing	Support	Support
Tamper Protection	Front; Rear	Front; Rear
Environment Temperature Indicator	Support	Support
Signal Strength Indicator	Support	Support
LED Indicator	Blue (Alarm)	Blue (Alarm)
Transmission Technology	Tri-X Wireless	Tri-X Wireless
Transmission Method	Two-Way RF Wireless	Two-Way RF Wireless
Transmission Frequency	868 MHz	433 MHz
Transmission Security	AES-128 Encryption	AES-128 Encryption
Transmission Range(Free Space)	1.2 km	1 km
Frequency Hopping	Support	Support
Enrolling Method	Power up; Remote ID; QR Code	Power up; Remote ID; QR Code
Typical Voltage	3 V	3 V
Power Supply	Battery Powered	Battery Powered
Battery Type	CR2450 x 1 (Included)	CR2450 x 1 (Included)
Standard Battery Life	3 years in work status (being triggered 20 times per day)	3 years in work status (being triggered 20 times per day)
Operation Temperature	-10 °C to 55 °C (14 °F to 131 °F)	-10 °C to 55 °C (14 °F to 131 °F)
Storage Temperature	-20 °C to 60 °C (-4 °F to 140 °F)	-20 °C to 60 °C (-4 °F to 140 °F)
Operation Humidity	10% to 90%	10% to 90%
IP Rate	IP66	IP66
Dimension (W x H x D)	62.4 mm × 62.4 mm × 14.6 mm	62.4 mm × 62.4 mm × 14.6 mm
Weight	85.5 g	85.5 g
Mounting Method	Wall; Surface	Wall; Surface
Application Scenario	Indoor	Indoor

Wireless Magnetic Contact

Model	DS-PDMCS-E62-WE	DS-PDMCS-E62-WB	DS-PDMC-E62-WE	DS-PDMC-E62-WB	DS-PDMCX-E-WE	DS-PDMCX-E-WB
Image						
Detection Method	Opening Contact	Opening Contact	Opening Contact	Opening Contact	Opening Contact	Opening Contact
Detection Gap	52 mm Max	52 mm Max	43 mm Max	43 mm Max	76 mm Max	76 mm Max
Digital Processing	Support	Support	Support	Support	Support	Support
Tamper Protection	Front; Rear	Front; Rear	Front; Rear	Front; Rear	Front; Rear	Front; Rear
Environment Temperature Indicator	Support	Support	Support	Support	Support	Support
Signal Strength Indicator	Support	Support	Support	Support	Support	Support
Alarm Input	/	/	Normally Closed; Normally Open; Impulse Count	Normally Closed; Normally Open; Impulse Count	Normally Closed; Normally Open; Impulse Count	Normally Closed; Normally Open; Impulse Count
Power Switch	Power Up Enrolling	Power Up Enrolling	Power Up Enrolling	Power Up Enrolling	Power Up Enrolling	Power Up Enrolling
LED Indicator	Blue (Alarm)	Blue (Alarm)	Blue (Alarm)	Blue (Alarm)	Blue (Alarm)	Blue (Alarm)
Transmission Technology	Tri-X Wireless	Tri-X Wireless	Tri-X Wireless	Tri-X Wireless	Tri-X Wireless	Tri-X Wireless
Transmission Method	Two-Way RF Wireless	Two-Way RF Wireless	Two-Way RF Wireless	Two-Way RF Wireless	Two-Way RF Wireless	Two-Way RF Wireless
Transmission Frequency	868 MHz	433 MHz	868 MHz	433 MHz	868 MHz	433 MHz
Transmission Security	AES-128 Encryption	AES-128 Encryption	AES-128 Encryption	AES-128 Encryption	AES-128 Encryption	AES-128 Encryption
Transmission Range(Free Space)	1.2 km	1 km	1.6 km	1.2 km	1.6 km	1 km
Frequency Hopping	Support	Support	Support	Support	Support	Support
Enrolling Method	Power up; Remote ID; QR Code	Power up; Remote ID; QR Code	Power up; Remote ID; QR Code	Power up; Remote ID; QR Code	Power up; Remote ID; QR Code	Power up; Remote ID; QR Code
Standard Battery Life	3 years in work status (being triggered 20 times per day)	3 years in work status (being triggered 20 times per day)	5 years in work status (being triggered 20 times per day)	5 years in work status (being triggered 20 times per day)	5 years in work status (being triggered 20 times per day)	5 years in work status (being triggered 20 times per day)
Power Supply	Battery Powered	Battery Powered	Battery Powered	Battery Powered	Battery Powered	Battery Powered
Battery Type	CR2450 x 1 (Included)	CR2450 x 1 (Included)	CR123A x 1 (Included)	CR123A x 1 (Included)	CR123A x 1 (Included)	CR123A x 1 (Included)
Typical Voltage	3 V	3 V	3 V	3 V	3 V	3 V
Operation Temperature	-10 °C to 55 °C (14 °F to 131 °F)	-10 °C to 55 °C (14 °F to 131 °F)	-10 °C to 55 °C (14 °F to 131 °F)	-10 °C to 55 °C (14 °F to 131 °F)	-20 °C to 60 °C (-4 °F to 140 °F)	-20 °C to 60 °C (-4 °F to 140 °F)
Storage Temperature	-20 °C to 60 °C (-4 °F to 140 °F)	-20 °C to 60 °C (-4 °F to 140 °F)	-20 °C to 60 °C (-4 °F to 140 °F)	-20 °C to 60 °C (-4 °F to 140 °F)	-30 °C to 60 °C (-22 °F to 149 °F)	-30 °C to 60 °C (-22 °F to 149 °F)
Operation Humidity	10 % to 90 %	10 % to 90 %	10 % to 90 %	10 % to 90 %	10 % to 90 %	10 % to 90 %
Dimension (W x H x D)	29 × 69 × 10 mm 14 × 69 × 10 mm	29 × 69 × 10 mm 14 × 69 × 10 mm	22.5 × 103 × 23.2 mm 13 × 34.4 × 11.4 mm	22.5 × 103 × 23.2 mm 13 × 34.4 × 11.4 mm	40.5 × 146 × 40.9 mm 30.5 × 146 × 40.9 mm	40.5 × 146 × 40.9 mm 30.5 × 146 × 40.9 mm
Weight	38 g	38 g	59 g	59 g	247 g	247 g
Application Scenario	Indoor	Indoor	Indoor	Indoor	Outdoor, IP66	Outdoor, IP66

Wireless Magnet-Shock Detector

Model	DS-PDMCK-E62-WE	DS-PDMCK-E62-WB
Image		
Detection Method	Opening Contact; Shock Sensor	Opening Contact; Shock Sensor
Detection Gap	43 mm Max	43 mm Max
Sensitivity	Shock Detection: High, Normal, Low Tilt Detection: Up to 25°	Shock Detection: High, Normal, Low Tilt Detection: Up to 25°
Digital Processing	Support	Support
Tamper Protection	Front; Rear	Front; Rear
Environment	Support	Support
Temperature Indicator	Support	Support
Signal Strength Indicator	Support	Support
Alarm Input	Normally Closed; Normally Open; Impulse Count	Normally Closed; Normally Open; Impulse Count
Power Switch	Power Up Enrolling	Power Up Enrolling
LED Indicator	Green (MC), Orange (tilt), Red (shock), Blue (Alarm)	Green (MC), Orange (tilt), Red (shock), Blue (Alarm)
Transmission Technology	Tri-X Wireless	Tri-X Wireless
Transmission Method	Two-Way RF Wireless	Two-Way RF Wireless
Transmission Frequency	868 MHz	433 MHz
Transmission Security	AES-128 Encryption	AES-128 Encryption
Transmission Range (Free Space)	1.6 km	1 km
Frequency Hopping	Support	Support
Enrolling Method	Power up; Remote ID; QR Code	Power up; Remote ID; QR Code
Standard Battery Life	3 years in work status (being triggered 20 times per day)	3 years in work status (being triggered 20 times per day)
Power Supply	Battery Powered	Battery Powered
Battery Type	CR123A x 1 (Included)	CR123A x 1 (Included)
Typical Voltage	3 V	3 V
Operation Temperature	-10 °C to 55 °C (14 °F to 131 °F)	-10 °C to 55 °C (14 °F to 131 °F)
Storage Temperature	-20 °C to 60 °C (-4 °F to 140 °F)	-20 °C to 60 °C (-4 °F to 140 °F)
Operation Humidity	10 % to 90 %	10 % to 90 %
Dimension (W x H x D)	22.5 mm x 103 mm x 23.2 mm 13 mm x 34.4 mm x 11.4 mm	22.5 mm x 103 mm x 23.2 mm 13 mm x 34.4 mm x 11.4 mm
Weight	60 g	60 g
Application Scenario	Indoor	Indoor

Wireless Glass Break Detector

Model	DS-PDB68-E62-WE	DS-PDB68-E62-WB
Image		
Detection Method	Acoustic Sensor	Acoustic Sensor
Detection Range	8 m	8 m
Detection Angle	120°	120°
Sensitivity	2 m; 4 m; 6 m; 8 m	2 m; 4 m; 6 m; 8 m
Glass Type	Float; Plate; Tempered; Wired; Laminated Leaded; Double Glazing	Float; Plate; Tempered; Wired; Laminated Leaded; Double Glazing
Glass Thickness	2.4 mm to 6.4 mm	2.4 mm to 6.4 mm
Glass Size	0.3 m x 0.3 m to 3 m x 3 m	0.3 m x 0.3 m to 3 m x 3 m
Digital Processing	Support	Support
Tamper Protection	Front; Rear	Front; Rear
Environment	Support	Support
Temperature Indicator	Support	Support
Signal Strength Indicator	Support	Support
Alarm Input	Normally Closed; Normally Open; Impulse Count	Normally Closed; Normally Open; Impulse Count
Power Switch	Power Up Enrolling	Power Up Enrolling
LED Indicator	Blue (Alarm)	Blue (Alarm)
Transmission Technology	Tri-X Wireless	Tri-X Wireless
Transmission Method	Two-Way RF Wireless	Two-Way RF Wireless
Transmission Frequency	868 MHz	433 MHz
Transmission Security	AES-128 Encryption	AES-128 Encryption
Transmission Range (Free Space)	1.6 km	1 km
Frequency Hopping	Support	Support
Enrolling Method	Power up; Remote ID; QR Code	Power up; Remote ID; QR Code
Power Supply	Battery Powered	Battery Powered
Battery Type	CR123A x 2 (Included)	CR123A x 2 (Included)
Typical Voltage	3 V	3 V
Standard Battery Life	5 years in work status (being triggered 20 times per day)	5 years in work status (being triggered 20 times per day)
Operation Temperature	-10 °C to 55 °C (14 °F to 131 °F)	-10 °C to 55 °C (14 °F to 131 °F)
Storage Temperature	-20 °C to 60 °C (-4 °F to 140 °F)	-20 °C to 60 °C (-4 °F to 140 °F)
Operation Humidity	10 % to 90 %	10 % to 90 %
Dimension (W x H x D)	38.8 mm x 107.0 mm x 24.5 mm	38.8 mm x 107.0 mm x 24.5 mm
Weight	83 g	83 g
Mounting Method	Wall; Ceiling	Wall; Ceiling
Application Scenario	Indoor	Indoor







Wireless Temperature Detector





Model	DS-PDTPH-E-WE	DS-PDTPH-E-WB
Image		
Detection Method	Temperature Sensor	Temperature Sensor
Detection range	-10 °C to 55 °C (standalone) -35 °C to 99 °C (with probe)	-10 °C to 55 °C (standalone) -35 °C to 99 °C (with probe)
Digital Processing	Support	Support
Tamper protection	Front; Rear	Front; Rear
Environment	Support	Support
Temperature Indicator	Support	Support
Signal Strength Indicator	Support	Support
LED Indicator	On Screen Display	On Screen Display
Transmission Technology	Tri-X Wireless	Tri-X Wireless
Transmission Method	Two-Way RF Wireless	Two-Way RF Wireless
Transmission frequency	868 MHz	433 MHz
Transmission encryption	AES-128 Encryption	AES-128 Encryption
Transmission Range (Free Space)	1.2 km	800 m
Frequency hopping	Support	Support
Enrolling Method	Power up, Remote ID, QR Code	Power up, Remote ID, QR Code
Power Supply	Battery Powered	Battery Powered
Battery Type	AAA x 2 (Included)	AAA x 2 (Included)
Typical Voltage	3 V	3 V
Standard Battery Life	2 years in work status (being triggered 20 times per day)	2 years in work status (being triggered 20 times per day)
Operating temperature	-10 °C to 55 °C (14 °F to 131 °F)	-10 °C to 55 °C (14 °F to 131 °F)
Storage temperature	-20 °C to 60 °C (-4 °F to 140 °F)	-20 °C to 60 °C (-4 °F to 140 °F)
Operating humidity	10 % to 90 %	10 % to 90 %
Dimension (W x H x D)	62.6 mm x 62.6 mm x 18 mm	62.6 mm x 62.6 mm x 18 mm
Weight	73.5 g	73.5 g
Mounting Method	Wall	Wall
Application Scenario	Indoor	Indoor

Signal I/O Transmitter

Multiple I/O Transmitter

PSU Expander

Model	DS-PM1-I1-WE	DS-PM1-I1-WB	DS-PM1-I1602-WE	DS-PM1-I1602-WB	DS-PM1-D	DS-PM2-D
Image					 Compatible AXPRO	 Compatible AXPRO
Serial port	1	1	1	1	/	/
Power switch	1	1	1	1	/	/
Alarm input	1 Alarm, 1 Tamper	1 Alarm, 1 Tamper	16	16	/	/
Alarm output	1 PGM, AM/Output	1 PGM, AM/Output	2	2	/	/
Power Output	1, 3.3 V up to 10 mA	1, 3.3 V up to 10 mA	2 (12 v, total1 A)	2 (12 v, total1 A)	5.5 VDC, Up to 2 A	5 VDC, Up to 2 A
Power supply	3 CR123	3 CR123	100-240 VAC, 30 w	100-240 VAC, 30 w	8-24 VDC, Up to 2 A	4-16 VDC, Up to 2 A
Operation humidity	10 % - 90 %	10 % - 90 %	10 % - 90 %	10 % - 90 %	10 % - 90 %	10 % - 90 %
Operation temperature	-10 °C to 55 °C (14 °F to 131 °F)	-10 °C to 55 °C (14 °F to 131 °F)	-10 °C to 55 °C (14 °F to 131 °F)	-10 °C to 55 °C (14 °F to 131 °F)	-10 °C to 55 °C (14 °F to 131 °F)	-10 °C to 55 °C (14 °F to 131 °F)
Power consumption	Quiescent current: 40.29 uA; Max current: 47.85 mA; Voltage: 3 VDC	Quiescent current: 40.29 uA; Max current: 47.85 mA; Voltage: 3 VDC	Battery Supply: Quiescent current (50 mA), Max current (1500 mA), Voltage (13.8 V) 220V Supply: Quiescent current (45 mA), Max current (300 mA), Voltage (220 V)	Battery Supply: Quiescent current (50 mA), Max current (1500 mA), Voltage (13.8 V) 220V Supply: Quiescent current (45 mA), Max current (300 mA), Voltage (220 V)	/	/
Battery life span	More than 5 years	More than 5 years	Up to 36 hours	Up to 36 hours	/	/
RF frequency	868 MHz	433 MHz	868 MHz	433 MHz	/	/
Indicator	3	3	3	3	/	/
Dimension(WxHxD)	102 × 41 × 20 mm	102 × 41 × 20 mm	261 × 199 × 86.4 mm	261 × 199 × 86.4 mm	80 × 90 × 15 mm	80 × 90 × 15 mm
Weight	35 g (Without Battery), 90 g (With Battery)	35 g (Without Battery), 90 g (With Battery)	975 g (without battery), 3024 g (with battery)	975 g (without battery), 3024 g (with battery)	35 g	35 g

Model	DS-PK1-E-WE	DS-PK1-E-WB	DS-PK1-LT-WE	DS-PK1-LT-WB
Image				
Colour	White	White	White	White
Installation	Wall mounting	Wall mounting	Wall mounting	Wall mounting
Function buttons	Stay and away arm, disarm, fire, medical, PA, output control, enter and cancel	Stay and away arm, disarm, fire, medical, PA, output control, enter and cancel	*, #, Query, Away arm, Stay arm, Disarm, Output, Project, Right, Left	*, #, Query, Away arm, Stay arm, Disarm, Output, Project, Right, Left
Numeric buttons	0-9	0-9	0-9	0-9
Area display backlight	Support	Support	Support	Support
LED indicators	Arm (blue), fault (amber), alarm (red), signal (green)	Arm (blue), fault (amber), alarm (red), signal (green)	Fault(orange), Enrollment/Signal (red/green), Arm(blue), Disarm(green), Alarm (red)	Fault(orange), Enrollment/Signal (red/green), Arm(blue), Disarm(green), Alarm (red)
Frame backlight	Yes	Yes	Yes	Yes
Buzzer	Entry, exit, alarm and warning tones	Entry, exit, alarm and warning tones	Supported	Supported
Tamper protection	Front and back	Front and back	Front and back	Front and back
Wireless technology	Tri-X Wireless Technology	Tri-X Wireless Technology	Tri-X Wireless Technology	Tri-X Wireless Technology
Two-way wireless communication	Yes	Yes	Yes	Yes
Transmission frequency	868 MHz	433 MHz	868MHz	433 MHz
RF range	1.2 km (open space)	900 m (open space)	1.2 km (open space)	800 m (open space)
Transmission encryption	AES-128 encryption	AES-128 encryption	AES-128 encryption	AES-128 encryption
Enrolling methods	Power up, remote ID and QR code	Power up, remote ID and QR code	Power up, remote ID and QR code	Power up, remote ID and QR code
Frequency hopping	Multichannel transmission	Multichannel transmission	Multichannel transmission	Multichannel transmission
Signal strength indicators	Yes	Yes	Yes	Yes
Environment temperature indicator	Yes	Yes	Yes	Yes
Programming method	Advanced wireless link	Advanced wireless link	Advanced wireless link	Advanced wireless link
Battery	AA x 4 (included)	AA x 4 (included)	CR123x 4 (included)	CR123x 4 (included)
Standard battery life	3 years	3 years	Standby time more than two years	Standby time more than two years
Operating temperature	-10 °C to 55 °C (14 °F to 131 °F)	-10 °C to 55 °C (14 °F to 131 °F)	-10 °C to 55 °C (14 °F to 131 °F)	-10 °C to 55 °C (14 °F to 131 °F)
Dimension (W × H × D)	86 × 140 × 22 mm	86 × 140 × 22 mm	174.63 × 109.62 × 25.25 mm	174.63 × 109.62 × 25.25 mm







Wireless Tag Reader

Model	DS-PT1-WE	DS-PT1-WB
Image		
Colour	White	White
Installation	Wall mounting	Wall mounting
Individual area arming	Individual or group arming	Individual or group arming
Area display LEDs	Up to 4 areas	Up to 4 areas
LED indicators	Area status (blue x 4) alarm/fault (red/amber x 1)	Area status (blue x 4) alarm/fault (red/amber x 1)
Buzzer	Entry, exit, alarm and warning tones	Entry, exit, alarm and warning tones
Tamper protection	Front and back	Front and back
Wireless technology	Tri-X Wireless Technology	Tri-X Wireless Technology
Two-way wireless communication	Yes	Yes
Transmission frequency	868 MHz	433 MHz
RF range	1.2 km (open space)	900 m (open space)
Transmission encryption	AES-128 encryption	AES-128 encryption
Enrolling methods	Power up, remote ID and QR code	Power up, remote ID and QR code
Frequency hopping	Multichannel transmission	Multichannel transmission
Signal strength indicators	Yes	Yes
Environment temperature indicator	Yes	Yes
Programming method	Advanced wireless link	Advanced wireless link
Battery	AA x 4 (included)	AA x 4 (included)
Standard battery life	3 years	3 years
Dimension (W x H x D)	75 x 124 x 0.8 mm	75 x 124 x 0.8 mm
Operating temperature	-10 °C to 55 °C (14 °F to 131 °F)	-10 °C to 55 °C (14 °F to 131 °F)

Wireless RF Repeater

Model	DS-PR1-WE	DS-PR1-WB
Image		
Colour	White	White
Installation	Ceiling or wall mounting	Ceiling or wall mounting
Auto device enrolling	Yes	Yes
LED indicators	Signal (green/red), power (green) and fault (amber)	Signal (green/red), power (green) and fault (amber)
Buzzer	Entry, exit, alarm and warning tones	Entry, exit, alarm and warning tones
Tamper protection	Front and back	Front and back
Encapsulated PCB	Yes	Yes
Wireless technology	Tri-X Wireless Technology	Tri-X Wireless Technology
PIRCAM	Support	Support
Two-way wireless communication	Yes	Yes
Transmission frequency	868 MHz	433 MHz
RF range	1.6 km (open space)	800 m (open space)
Transmission encryption	AES-128 encryption	AES-128 encryption
Enrolling methods	Power up, remote ID and QR code	Power up, remote ID and QR code
Frequency hopping	Multichannel transmission	Multichannel transmission
Signal strength indicators	Yes	Yes
Environment temperature indicator	Yes	Yes
Power supply	100 - 240 VAC	100 - 240 VAC
Standard battery life	36 hours	36 hours
Operating temperature	-10 °C to 55 °C (14 °F to 131 °F)	-10 °C to 55 °C (14 °F to 131 °F)


Wireless Sounder

Model	DS-PS1-E-WE	DS-PS1-E-WB	DS-PS1-I-WE	DS-PS1-I-WE	DS-PS1-II-WE	DS-PS1-II-WB
Image					 HOT	 HOT
Colour	Blue/Red/Amber	Blue/Red/Amber	White	White	White	White
Installation	Wall mounting	Wall mounting	Wall mounting	Wall mounting	Wall mounting	Wall mounting
Sounder Output	110 dB	110 dB	110 dB	110 dB	90 to 110 dB	90 to 110 dB
Piezo sounder	Yes	Yes	Yes	Yes	Yes	Yes
LED strobe	Yes	Yes	Blue or red	Blue or red	Blue or red	Blue or red
Tamper protection	Front and back	Front and back	Front and back	Front and back	Front and back	Front and back
Encapsulated PCB	Yes	Yes	Yes	Yes	Yes	Yes
Wireless technology	Tri-X Wireless Technology	Tri-X Wireless Technology	Tri-X Wireless Technology	Tri-X Wireless Technology	Cam-X Wireless Technology	Cam-X Wireless Technology
Two-way wireless communication	Yes	Yes	Yes	Yes	Yes	Yes
Transmission frequency	868 MHz	433 MHz	868 MHz	433 MHz	868 MHz	433 MHz
RF range	1.6 km (open space)	900 m (open space)	1.6 km (open space)	900 m (open space)	1000 m (open area)	800 m (open area)
Transmission encryption	AES-128 encryption	AES-128 encryption	AES-128 encryption	AES-128 encryption	AES-128 encryption	AES-128 encryption
Enrolling methods	Power up, remote ID and QR code	Power up, remote ID and QR code	Power up, remote ID and QR code	Power up, remote ID and QR code	Power up, remote ID and QR code	Power up, remote ID and QR code
Frequency hopping	Multichannel transmissstion	Multichannel transmissstion	Multichannel transmissstion	Multichannel transmissstion	Multichannel transmissstion	Multichannel transmissstion
Signal strength indicators	Yes	Yes	Yes	Yes	Yes	Yes
Environment temperature indicator	Yes	Yes	Yes	Yes	Yes	Yes
Programming method	Advanced wireless link	Advanced wireless link	Advanced wireless link	Advanced wireless link	Advanced wireless link	Advanced wireless link
Power input	12 VDC (independent from battery)	12 VDC (independent from battery)	—	—	12VDC (independent from battery)	12VDC (independent from battery)
Battery	CR123A x 4 (included)	CR123A x 4 (included)	CR123A x 4 (included)	CR123A x 4 (included)	CR123A x 4 (included)	CR123A x 4 (included)
Standard battery life	5 years	5 years	5 years	5 years	Up to 2 years (Alarm once a week, 5 mins alarm and 5 mins talk)	Up to 2 years (Alarm once a week, 5 mins alarm and 5 mins talk)
Dimension (W x H x D)	190 x 200 x 47.4 mm	190 x 200 x 47.4 mm	90 x 90 x 30 mm	90 x 90 x 30 mm	130 x 128 x 39.5 mm	130 x 128 x 39.5 mm
IP rating	IP65	IP65	—	—	—	—


Keyfob

Model	DS-PKF1-WE	DS-PKF1-WB
Image	 Tamper-proof	 Tamper-proof
Colour	White	White
Buttons	4	4
Functions	8	8
Keyfob Lock	Yes	Yes
Silent and Audible Panic	Yes	Yes
Status LED indicator	Arm, (blue), disarm (green) and fault (orange)	Arm, (blue), disarm (green) and fault (orange)
Transmission Technology	Tri-X Wireless Technology	Tri-X Wireless Technology
Two-way Wireless Communication	Yes	Yes
Transmission Frequency	868 MHz	433 MHz
RF Range	1.2 km (open space)	500 m (open space)
Transmission Encryption	AES-128 encryption	AES-128 encryption
Enrolling Methods	Power up, remote ID and QR code	Power up, remote ID and QR code
Frequency Hopping	Multichannel transmission	Multichannel transmission
Signal Strength Indicators	Yes	Yes
Battery	CR2032 x 1 (included)	CR2032 x 1 (included)
Standard Battery Life	3 years	3 years
Dimension (W x H x D)	35 x 63 x 11.6 mm	35 x 63 x 11.6 mm

Tag






Model	DS-PT-M1	DS-PTS-MF
Image		
Color	White	White
Operation temperature	-10 °C to 50 °C (14 °F to 122 °F)	-10 °C to 50 °C (14 °F to 122 °F)
Shell material	PVC, ABS	PVC, AB resin
Dimension (W x H x D)	41 x 32 x 3.5 mm	26 x 50 x 4.5 mm

Wall Switch

Model	DS-PM1-01H-WE
Image	
Color	White
Learning Button	1, For register
Relay output	1, NO/NC (AC 100-240V, Max 13A)
RF method	Two way communication
RF Modulation	2 GFSK
RF Frequency	868 MHz
RF Distance	1.6 km (open space)
Wireless Security	AES-128
Power supply	AC 100V – 240V, 50/60 Hz
LEDs Status	3, Register/Signal (Green/Red), Power (Green), Relay Status (Blue)
Operation temperature	-10 °C to 55 °C (14 °F to 131 °F)
Operation humidity	10 % to 90 %
Shell material	Plastic
Dimension (W x H x D)	38 x 25 x 18 mm
Weight	31.5 g
Installation method	Wall Mounting or Inside 86 box

Relay Module

Smart Plug

Model	DS-PM1-01H-WB	DS-PM1-01L-WE	DS-PM1-01L-WB	DS-PSP1-WE	DS-PSP1-WB
Image					
Color	White	White	White	White	White
Learning Button	1, For register	1, For register	1, For register	1, For register	1, For register
Relay output	1, NO/NC (AC 100-240v, Max 13A)	1, NO/NC (0-36V DC, Max 5A)	1, NO/NC (0-36V DC, Max 5A)	---	---
RF method	Two way communication	Two way communication	Two way communication	Two way communication	Two way communication
RF Modulation	2 GFSK	2 GFSK	2 GFSK	2 GFSK	2 GFSK
RF Frequency	433 MHz	868 MHz	433 MHz	868 MHz	433 MHz
RF Distance	800 m (open space)	1.6 km (open space)	800 m (open space)	1.6 km (open space)	800 m (open space)
Wireless Security	AES-128	AES-128	AES-128	AES-128	AES-128
Power supply	AC 100 V - 240 V, 50/60 Hz	DC 7 V - 24 V	DC 7 V - 24 V	AC 100 V - 240 V, 50/60 Hz, Max 10 A	AC 100 V - 240 V, 50/60 Hz, Max 10 A
LEDs Status	3, Register/Signal (Green/Red), Power (Green), Relay Status (Blue)	3, Register/Signal (Green/Red), Power (Green), Relay Status (Blue)	3, Register/Signal (Green/Red), Power (Green), Relay Status (Blue)	1 (Green/Red)	1 (Green/Red)
Operation temperature	-10 °C to 55 °C (14 °F to 131 °F)	-10 °C to 55 °C (14 °F to 131 °F)	-10 °C to 55 °C (14 °F to 131 °F)	-10 °C to 55 °C (14 °F to 131 °F)	-10 °C to 55 °C (14 °F to 131 °F)
Operation humidity	10 % to 90 %	10 % to 90 %	10 % to 90 %	10 % to 90 %	10 % to 90 %
Shell material	Plastic	Plastic	Plastic	Plastic	Plastic
Dimension (W x H x D)	38 x 25 x 18 mm	38 x 25 x 18 mm	38 x 25 x 18 mm	52 x 52 x 88 mm	52 x 52 x 88 mm
Weight	31.5 g	28.5 g	28.5 g	85 g	85 g
Installation method	Wall Mounting or Inside 86 box	Wall Mounting	Wall Mounting	Plug into Socket	Plug into Socket

Simplicity through Innovation

AX Hybrid PRO Intrusion Alarm

Hikvision's innovations in intrusion protection have reached a new stage with the launch of our next-generation AX Hybrid PRO alarm system. Inheriting the elegant design of the original AX PRO and embedded with cutting-edge technologies, the AX Hybrid PRO Series offers the unique combination of reliable wired protection with expanded flexibility and seamless wireless integration.

Catering to the more complicated needs of home and business scenarios, the AX Hybrid PRO Series is designed to protect small shops, offices, and residential buildings from theft, robbery, fire, and flooding, with instant and visual alarm verification for real assurance.

- › Expanded flexibility with great performance
- › Stay informed with real-time visual verification
- › Comprehensive protection with the synergy of wired and wireless detection
- › Open and convergent system in hand

SIMPLICITY THROUGH
INNOVATION

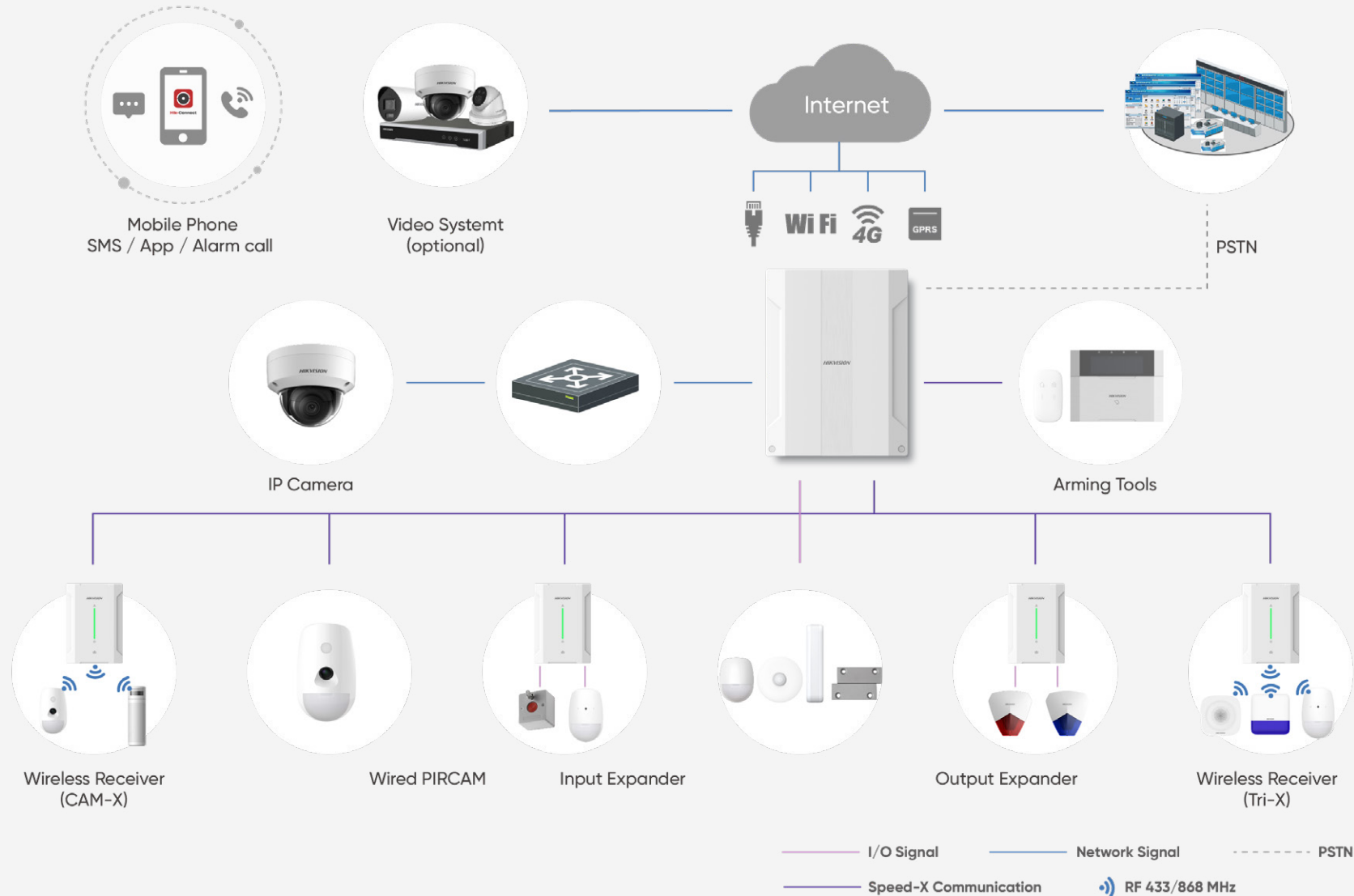


AX Hybrid PRO Series
Intrusion Alarm System

**EXPANDED FLEXIBILITY
WITH GREAT PERFORMANCE**

System Topology

The new hybrid alarm system is easy to use. Along with local control of the system using the LCD keypad, users can manage and configure the alarm system remotely via mobile app or software platform.





AX Hybrid Pro Kit (433MHz)
DS-PHA64-Kit-WB


- DS-PHA64-LP *1 (AX Hybrid PRO Hub)
- DS-PK1-LRT-HWB *1 (Wired LCD Keypad, 433Mhz)
- DS-PD1-MC-WS *1 (Wired Magnetic Contact)
- DS-PDP18-EG2 *2 (Wired PIR Detector)
- DS-PKF1-WB *1 (Keyfob)
- DS-PT-M1 *2 (Tag)





AX Hybrid Pro Kit (868MHz)
DS-PHA64-Kit-WE

- DS-PHA64-LP *1 (AX Hybrid PRO Hub)
- DS-PK1-LRT-HWB *1 (Wired LCD Keypad, 868MHz)
- DS-PD1-MC-WS *1 (Wired Magnetic Contact)
- DS-PDP18-EG2 *2 (Wired PIR Detector)
- DS-PKF1-WB *1 (Keyfob)
- DS-PT-M1 *2 (Tag)





AX Hybrid Series Panel

Model	DS-PHA20-W2P
Image	 <p>Up to 20 Inputs, 20 Outputs; Supports 2 Channel Video Verification</p>
Available Model	DS-PHA20-W2P(Plastic Enclosure)
Alarm Input	4 on-board zones , and 16 wired/wireless zones expandable
Alarm Output	2 on-board outputs, and 18 wired/wireless outputs expandable
Area	4
Wifi Module	YES
Sounder	1 wired siren (on-board connection) 2 wireless sirens
SMS Notification (with 3G/4G/GPRS module)	Supports up to 8 mobile phone numbers
Network Camera Accessing	2
Cellular Network (with 3G/4G/GPRS module)	Supports report push-notification to ARC S Cloud
Tamper Switch	1
Network Interface	1, RJ45 10 M/100 M Ethernet Interface
Telephone Interface	1, PSTN expander interface
Battery Interface	Lithium Battery (-P model); Storage Battery (-M model)
Operation Temperature	-10 °C to 55 °C (-4 °F to 122 °F)

MBUS Control Panel

Model	DS-19A08-01BN	DS-19A08-01BNG
Image	 <p>Up to 256 Inputs, 256 Outputs</p>	 <p>Up to 256 Inputs, 256 Outputs</p>
Alarm Input	8 inputs onboard expandable to 256	8 inputs onboard expandable to 256
Alarm Output	4 outputs onboard and expandable to 256 (Capacity: 30VDC/1A)	4 outputs onboard and expandable to 256 (Capacity: 30VDC/1A)
Siren Power Supply	12 VDC / 750 mA	12 VDC / 750 mA
PSTN	Yes	Yes
Supported Keypads (LCD)	32	32
Tamper-proof Switch	1, Support Tampering Alarm	1, Support Tampering Alarm
Area	8 Area, 1 Public Area	8 Area, 1 Public Area
SMS Alarm-Report Push	-	Yes
Arming/Disarming via SMS Command	-	Yes
Cellular Network	-	GPRS
SIM Card Slot	-	1
Network Interface	1 RJ-45; 10 M/100 M Self-adaptive	1 RJ-45; 10 M/100 M Self-adaptive
Keypad Interface	1 RS-485 Half-duplex	1 RS-485 Half-duplex
Working Temperature	-10 °C to 55 °C (14 °F to 131 °F)	-10 °C to 55 °C (14 °F to 131 °F)
Working Humidity	10 % to 90 %	10 % to 90 %
Installation Mode	Wall-mounting	Wall-mounting
Dimension(W × H × D)	370 × 320 × 86 mm	370 × 320 × 86 mm
Weight (kg)	< 3.5	< 3.5

AX Hybrid PRO Series Panel


Model	DS-PHA48-EP	DS-PHA64-LP	DS-PHA48-EP	DS-PHA96-MB
Image	 <p>Up to 48 Inputs, 48 Outputs; Supports 2 Channel Video Verification</p>	 <p>Up to 64 Inputs, 64 Outputs; Supports 4 Channel Video Verification</p>	 <p>Up to 96 inputs, 96 outputs; Supports 4 channel video verification</p>	 <p>Up to 96 inputs, 96 outputs; Supports 4 channel video verification</p>
Case	Plastic	Plastic	Metal	PCB
Available Model	Plastic	Plastic		Plastic
Alarm Input	48 (8 on-board zones, max 4 wired PIRCAM)	64 (8 On-board zones, max 8 wired PIRCAM)	96(8 On-board zones, max 8 wired PIRCAM)	96(8 On-board zones, max 8 wired PIRCAM)
Alarm Output	48 (Including 2 on-board relay outputs and 2 I/O outputs)	64 (Including 2 on-board relay outputs and 2 on-board I/O outputs)	96 (Including 2 on-board relay outputs and 2 on-board I/O outputs)	96 (Including 2 on-board relay outputs and 2 on-board I/O outputs)
Area	16	32	48	48
Wifi Module	NO	YES	YES	YES
Sounder	1 wired on-board sounder output,8 wireless sounders	1 wired on-board sounder output,16 wireless sounders	1 wired on-board sounder output,16 wireless sounders	1 wired on-board sounder output,16 wireless sounders
SMS Notification (with 3G/4G/GPRS module)	Supports (with GPRS/3G/4G module)	Supports (with GPRS/3G/4G module)	Supports (with GPRS/3G/4G module)*	Supports (with GPRS/3G/4G module)*
Network Camera Accessing	2	4	4	4
Cellular Network (with 3G/4G/GPRS module)	Supports report push-notification to ARC & Cloud	Supports report push-notification to ARC & Cloud	Supports report push-notification to ARC & Cloud	Supports report push-notification to ARC & Cloud
Tamper Switch	1 switch to detect removal from mounting 1 switch to detect front cover open	1 switch to detect removal from mounting 1 switch to detect front cover open	1 switch to detect removal from mounting 1 switch to detect front cover open*	1 switch to detect removal from mounting 1 switch to detect front cover open*
Network Interface	1 RJ45 10 M/100 M Ethernet interface WIFI	1 RJ45 10 M/100 M Ethernet interface WIFI	1 RJ45 10M/100M Ethernet interface WIFI	1 RJ45 10M/100M Ethernet interface WIFI
Telephone Interface	1, PSTN expander interface	1, PSTN expander interface	1, PSTN expander interface	1, PSTN expander interface
Battery Interface	Lead acid battery (12 V, 7 Ah, battery is not included by default)	Lead acid battery(12V 7Ah, battery is not included by default)	Lead acid battery(12V 7Ah, battery is not included by default)	Lead acid battery(12V 7Ah, battery is not included by default)
Operation Temperature	-10 °C to 40 °C (14 °F to 104 °F)	-10 °C to 40 °C (14 °F to 104 °F)	-10 °C to 40 °C (14 °F to 104 °F)	-10 °C to 40 °C (14 °F to 104 °F)



Wired Motion Detector

Model	DS-PDP18-E62	DS-PDC15-E62	DS-PDD12P-E62	DS-PDCL12-E62
Image	 HOT		 HOT	
Detection range	18 m, 85.9°	15 m, 6.3°	12 m, 85.9°	12 m, 360°
Detection speed	0.3 - 2 m/s	0.3 - 2 m/s	0.3 - 2 m/s	0.3 - 2 m/s
Sensitivity	High, Auto, Low	—	Auto, Pet	Auto, Low
Pet Immunity	10 Kg	—	30 Kg	—
Onboard EOL	Yes	Yes	Yes	Yes
Digital temperature compensation	Yes	Yes	Yes	Yes
Detection Method	Passive Infrared	Passive Infrared	Passive Infrared; Microwave	Passive Infrared
Anti-masking	—	—	—	—
Anti-cloaking	—	—	—	—
Anti-blocking	—	—	—	—
SEC technology	Yes	Yes	Yes	Yes
Sealed optics	Yes	Yes	Yes	Yes
Creep zone protection	Yes	Yes	Yes	Yes
Direct light filter	6500 lux	6500 lux	6500 lux	6500 lux
Tamper Protection	Front	Front	Front	Front
LED Indicator	Blue (alarm)	Blue (alarm)	Green(PIR), Orange(Microwave), Blue(Alarm)	Blue (Alarm)
Power supply	9 to 16 VDC (standard: 12 VDC)	9 to 16 VDC (standard: 12 VDC)	9 to 16 VDC (standard: 12 VDC)	9 to 16 VDC (standard: 12 VDC)
Current consumption	11 mA max	11 mA max	17 mA max	13 mA max
Operating temperature	-10 °C to 55 °C (14 °F to 131 °F)	-10 °C to 55 °C (14 °F to 131 °F)	-10 °C to 55 °C (14 °F to 131 °F)	-10 °C to 55 °C (14 °F to 131 °F)
Storage temperature	-20 °C to 60 °C (-4 °F to 140 °F)	-20 °C to 60 °C (-4 °F to 140 °F)	-20 °C to 60 °C (-4 °F to 140 °F)	-20 °C to 60 °C (-4 °F to 140 °F)
Operating humidity	10 % to 90 %	10 % to 90 %	10 % to 90 %	10 % to 90 %
Installation height	1.8 to 2.4 m	2.4 m to 3.6 m	1.8 m to 2.4 m	2.4 to 4 m
Microwave frequency	—	—	24 Ghz (24.15 Ghz to 24.25 Ghz)	—
Dimension(WxHxD)	65.4 x 86.8 x 45.5 mm	86.8 x 65.4 x 45.5 mm	65.7 mm (2.59 ") x 103.8 mm (4.09 ") x 45.5 mm (1.79 ")	φ101.2 mm x 32.9 mm
IP Rate	—	—	—	—
Weight	68 g	68 g	99 g	79 g

Model	DS-PDCL12DT-E62	DS-PDC5NC-E62	DS-PDC10DM-V63	DS-PDC10AM-V63
Image				
Detection range	12 m, 360°	Ceiling Mount: 5 m, 5°	Wall Mount, 10 m Ceiling Mount, 6 m, 5°	Wall Mount, 10m Ceiling Mount, 6 m, 5°
Detection speed	0.3 - 2 m/s	0.2 - 3 m/s	0.2 - 3 m/s	0.2 - 3 m/s
Sensitivity	Auto, Low	Auto	Auto	Auto
Pet Immunity	—	—	—	—
Onboard EOL	Yes	Yes	Yes	Yes
Digital temperature compensation	Yes	Yes	Yes	Yes
Detection Method	Passive Infrared; Microwave	Passive Infrared	Passive Infrared; Microwave	Passive Infrared
Anti-masking	—	—	Yes	Yes
Anti-cloaking	—	—	—	—
Anti-blocking	—	—	—	—
SEC technology	Yes	Yes	Yes	Yes
Sealed optics	Yes	Yes	Yes	Yes
Creep zone protection	Yes	Yes	Yes	Yes
Direct light filter	6500 lux	6500 lux	6500 lux	6500 lux
Tamper Protection	Front	Front	Front	Front
LED Indicator	Green (PIR), Orange (Microwave), Blue (Alarm)	Blue (Alarm)	Green (PIR), Red (Microwave), Green +Orange (Mask), Blue (Alarm)	Blue (Alarm), Green + Orange (Mask)
Power supply	9 to 16 VDC (standard: 12 VDC)	9 to 16 VDC (standard: 12 VDC)	9 to 16 VDC (standard: 12 VDC)	9 to 16 VDC (standard: 12 VDC)
Current consumption	13 mA max	22 mA max	22 mA max	22 mA max
Operating temperature	-10 °C to 55 °C (14 °F to 131 °F)	-10 °C to 55 °C (14 °F to 131 °F)	-10 °C to 55 °C (14 °F to 131 °F)	-10 °C to 55 °C (14 °F to 131 °F)
Storage temperature	-20 °C to 60 °C (-4 °F to 140 °F)	-20 °C to 60 °C (-4 °F to 140 °F)	-20 °C to 60 °C (-4 °F to 140 °F)	-20 °C to 60 °C (-4 °F to 140 °F)
Operating humidity	10 % to 90 %	10 % to 90 %	10 % to 90 %	10 % to 90 %
Installation height	2.4 to 4 m	2.4 to 4 m	2 to 4 m	2 to 4 m
Microwave frequency	24 GHz(24.15-24.25 GHz)	-	24 Ghz (24.15 Ghz to 24.25 Ghz)	—
Dimension(WxHxD)	φ120 mm x 33.2 mm	29.7 mm × 78.1 mm × 24.8 mm	29.2 mm × 134.4 mm × 39.5 mm	29.2 mm × 134.4 mm × 39.5 mm
IP Rate	—	\	IP65	IP65
Weight	138 g	31.5 g	79 g	77.5 g

Wired Glass Break Detector
Glass Break Tester

Model	DS-PD115AM-LM
Image	
Detection Range	15 m
Detection Angle	90° @ 180° adjustable
Detection Speed	0.3 - 2 m/s
Mounting Height (m)	0.8 to 1.2 m
Anti-masking	Yes
Anti-Sway Analytics	Yes
3 Detection Logic: 2 PIR + mw	Yes
Automatic Sensitivity	Yes
White Light Filter	10000 lux
Pet Immunity	40 Kg
Digital Temperature Compensation	Yes
Adaptable Coverage	Support Pattern mask included
LED Indicator	Green (Top PIR), Red (Microwave), Orange (Bottom PIR) Green + Orange (Mask), Blue (Alarm)
Digital Processing	Tri-Signal Logic
Sealed Optics	Yes
Tamper Protection	Front; Rear
Anti-Sway Analytics	Yes
Power Consumption	30 mA (Standard) 220 mA Max (With lighting on)
Power Supply	9 to 16 VDC
Microwave Frequency	24 GHz(24.15 - 24.25 GHz)
Weatherproof	IP65
Physical dimensions (H x W x D)(mm)	75 mm x 202 mm x 73 mm
Mounting Height	0.8 to 1.2 m
Weight	350 g

Model	DS-PDP612P-E62	DS-PDB68-E62	DS-PDB6TS
Image			 Normal/Flex
Detection Method	Passive Infrared;Acoustic Sensor	Acoustic Sensor	/
Detection Range	12 m	8 m	/
Detection Angle	85.9°	/	/
Detectable Speed	0.3 - 2 m/s	/	/
Pet Immunity	30 Kg	/	/
PIR Sensitivity	Auto, Pet	/	/
Creep Zone Protection	Support	/	/
White Light Filter	6500lux	/	/
Glass Type	Float; Plate; Tempered; Wired; Laminated Leaded; Double Glazing	Float; Plate; Tempered; Wired; Laminated Leaded; Double Glazing	Float/Plate/Tempered
Glass Thickness	2.4 mm to 6.4 mm	2.4 mm to 6.4 mm	/
Glass Size	0.3 m x 0.3 m to 3 m x 3 m	0.3 m x 0.3 m to 3 m x 3 m	/
Digital Processing	Support	Support	/
Sealed Optics	Support	Support	/
Tamper Protection	Front	Front	/
Alarm Output	Normally Closed	Normally Closed	100 dB at 1 meter
LED Indicator	Green (PIR),Red (BG),Blue (alarm)	Red (High Frequency Trigger), Green (Low Frequency Trigger), Blue (Alarm)	/
Power Supply	9 to 16 VDC	9-16 VDC	CR123A x 4
Power Consumption	36 mA Max	25 mA	/
Typical Voltage	12 VDC	12 V	3 V
Operation Humidity	10 % to 90 %	10 % to 90 %	10 % to 90 %
Dimension(WxHxD)	65.5 mm x 103 mm x 48.5 mm	38.8 mm x 107 mm x 22.5 mm	90.1 mm x 203.6 mm x 49 mm
Weight	98.5 g	49.5 g	520 g
Mounting Height	1.8 to 2.4 m	/	/
Mounting Method	Wall	Wall; Ceiling	/
Application Scenario	Indoor	Indoor	Indoor, Portable




Wired Panic Button



Wired Treadle Panic Button

Wired Magnetic Contact

Wired Shock Detector

Model	DS-PD1-EB	DS-PD1-EB-PF
Image		
Shell Material	Flame Retardant ABS	Metal
Contact Mode	NO/NC	NO/NC
Dimension (W x H x D)	49.5 × 53.5 × 32.5 mm	333 × 88 × 145 mm
Capacity	250 VDC/300 mA	250 VDC/300 mA



Model	DS-PD1-MC-MS	DS-PD1-MC-RS	DS-PD1-MC-WS
Image			
Shell material	Metal plating	Metal plating	ABS
Capacity (VDC)	≤ 100	≤ 100	≤ 100
Capacity (mA)	≤ 500	≤ 500	≤ 500
Contact scheme (NC\NO)	NC	NC	NC
Distance(mm)	≥ 35	≥ 65	≥ 17
Installation	Screw	Surface	Surface
Dimension (L x W x H)	50 x 18 x 10 mm 50 x 18 x 10 mm	108 x 40 x 8 mm 88 x 20 x 21 mm	63.5 x 12.5 x 15.7 mm 63.5 x 12.5 x 12.5 mm

Model	DS-PDSK-P	DS-PDSKM-V63
Image		
Digital Processing	Support	Support
Tamper Protection	Front	Front,Rear
Alarm Output	Normally Closed	Normally Closed
LED Indicator	Blue (Alarm)	Blue (Alarm), Red (Noise Indication)
Power Supply	9 - 16 VDC	9 - 16 VDC
Typical Voltage	12 V	12 V
Power Consumption	30 mA	17 mA
Operation Temperature	-10 °C to 55 °C (14 °F to 131 °F)	-40 °C to 70 °C (-40 °F to 158 °F)
Storage Temperature	-20 °C to 60 °C (-4 °F to 140 °F)	-50 °C to 70 °C (-58 °F to 158 °F)
Operation Humidity	10 % to 90 %	10 % to 90 %
Dimension(WxHxD)	30 mm x 108 mm x 22 mm	60 mm×80 mm×19.5 mm



Wired Smoke Detector



Model	DS-PDSMK-4BAR	DS-PDSMK-4
Image		
Detection Method	Smoker Detection	Smoker Detection
Alarm threshold	(0.10 - 0.16) dB/m (1.51 - 2.73) % / ft obscuration	(0.10 - 0.16) dB/m (1.51 - 2.73) % / ft obscuration
Buzzer	≥ 85 dB @ 3 m	—
Indicator	Two continuous emitting red LEDs	Two continuous emitting red LEDs
Power supply	10.2 - 13.8 VDC	10.2 - 13.8 VDC
Operation temperature	0 °C to 50 °C (32 °F to 122 °F)	0 °C to 50 °C (32 °F to 122 °F)
Operation humidity	0 % - 98 % RH, non-condensing	0 % - 98 % RH, non-condensing
Dimension (W x H x D)	Ø 100 mm x 35 mm	Ø 100 mm x 35 mm
IP Rate	IP42	IP42
Installation method	Ceiling mounted	Ceiling mounted
Storage Temperature	-25 °C to 80 °C	-25 °C to 80 °C



Wired Keypad

Model	DS-PK1-LRT-HWE	DS-PK1-LRT-HWB
Image	 HOT	 HOT
	menu operation Compatible with AX Hybrid PRO	menu operation Compatible with AX Hybrid PRO
Numeric key	0 to 9, *, #	
Function Key	Query, Away Arm, Stay Arm, Disarm, Alarm Output, Project, Left, Right	
Indicator	4 indicators and 1 backlight: 1. Power: Green 2. Faults: Fault-Orange / Alert-Flashing orange / Find me mode-flashing green 3. Armed: Blue 4. Alarm: Red 5. Keypad button backlight: White	
Tamper-Proof	1 Back-cover Tamper-switch (Will be damaged when tamper triggered)	
Uplink Communication	Speed-X Bus	
Alarm input	2 On-board Alarm inputs	2 On-board Alarm inputs
Alarm output	1 On-board Alarm output	1 On-board Alarm output
Sound Prompt	Buzzer	Buzzer
Wireless Frequency	868 MHZ	433 MHZ
Dimension (W x H x D)	150 x 115 x 28 mm	150 x 115 x 28 mm
Operating temperature	- 10 °C to 55 °C (14 °F to 131 °F)	- 10 °C to 55 °C (14 °F to 131 °F)
Operation humidity	10 % - 90 %	10 % - 90 %




RS485 Input Expander

Model	DS-PK-L	DS-PK-LRT
Image	 <p>1. Compatible with AX Hybrid 2. 80 × 25 mm LCD Screen Display 3. One-push to Arm 4. Supports displaying the real-time system status by LED indicator 5. Supports displaying the real-time zones status and events by LCD screen</p>	 <p>1. Compatible with AX Hybrid 2. 80 × 25 mm LCD Screen Display 3. One-push to Arm 4. Supports displaying the real-time system status by LED indicator 5. Supports displaying the real-time zones status and events by LCD screen</p>
Numeric Key	12 0 1 2 3 4 5 6 7 8 9 * #	12 0 1 2 3 4 5 6 7 8 9 * #
Function Key	8 Function Keys (Project, Query, Panic, Bypass, Fire, One-push to arm, Scroll up, Scroll down)	8 Function Keys (Project, Query, Panic, Bypass, Fire, One-push to arm, Scroll up, Scroll down)
Indicator	Fault(Orange ●), Network(Green ●), Alarm(Red ●), Armed/Disarmed(Blue ●), Set(Red/Green ●/●)	Fault(Orange ●), Network(Green ●), Alarm(Red ●), Armed/Disarmed(Blue ●), Set(Red/Green ●/●)
Tag Reader	N/A	Yes
Tamper-proof	Yes	Yes
Uplink Communication	RS485	RS485
Sound Prompt	Buzzer	Buzzer
Wireless Frequency	N/A	433 MHz/868 MHz optional



Model	DS-PKG-H4L	DS-PKG-H8L
Image	 <p>Compatible with AX Hybrid</p>	 <p>Compatible with AX Hybrid</p>
Numeric Key	12 0 1 2 3 4 5 6 7 8 9 * #	12 0 1 2 3 4 5 6 7 8 9 * #
Function Key	Project, Panic, Status, and Bypass	Project, Panic, Status, and Bypass
Indicator	Zone status indicator: 4, red/green	Zone status indicator: 8, red/green
Tamper-proof	Supported	Supported
Uplink Communication	RS485	RS485
Sound Prompt	Buzzer	Buzzer
Operation Temperature	-10 °C to 55 °C (14 °F to 131 °F)	-10 °C to 55 °C (14 °F to 131 °F)

Model	DS-PM-RS18	DS-PM1-I802-H
Image	 <p>Compatible with AX Hybrid</p>	 <p>Compatible with AX Hybrid PRO Supporting Cascade connection</p>
Uplink Communication	/	Speed-X Bus
Downlink Communication	/	Speed-X Bus, used for expander cascading
Power supply		9 to 15 VDC, 1A
Power consumption	/	Maximum current 119 mA@12 VDC Quiescent current 45 mA@12 VDC
Output Voltage	/	9 to 15 VDC (Same voltage as power supply)
Output Current	/	Maximum 500 mA
Input	8	8
Dimensions (mm)	132.5 x 74 x 28 mm	110 x 155 x 32 mm
Operating temperature	/	- 10 °C to 55 °C (14 °F to 131 °F)
Operation humidity	/	10 % - 90 %


MBUS Input Expander

Model	DS-PM-MI1	DS-PM-MI2	DS-PM-MI8
Image	 <i>Compatible with MBUS Panel</i>	 <i>Compatible with MBUS Panel</i>	 <i>Compatible with MBUS Panel</i>
Input	1	2	8
Dimensions (L x W x H)	62 x 33 x 19.5 mm	49.4 x 32 x 14.3 mm	74 x 132.5 x 27 mm



MBUS Output Expander

Model	DS-PM-MO4-H	DS-PM-MO32
Image	 <i>Compatible with MBUS Panel</i>	 <i>Compatible with MBUS Panel</i>
Output	4	32
Dimensions (L x W x H)	114 x 187 x 31 mm	184 x 387 x 31 mm







MBUS Repeater

Model	DS-PM-MR
Image	 <i>Compatible with MBUS Panel</i>
Cable Transmission Distance and Cross-sectional Area	Transmission Distance: 2400 m, Cross-sectional area: 1.5 mm ²
Dimensions (mm)	74 x 135 x 28 mm

Wireless receiver

Model	DS-PM1-RT-HWB	DS-PM1-RT-HWE
Image	 <i>Compatible with AX Hybrid PRO</i> Wireless transmission distance up to 1300m	 <i>Compatible with AX Hybrid PRO</i> Wireless transmission distance up to 1300m
Frequency	433 MHz	868 MHz
Capability	Supports 32 wireless detectors, 4 wireless indoor sounders and 8 wireless outdoor sounders	Supports 32 wireless detectors, 4 wireless indoor sounders and 8 wireless outdoor sounders
Uplink Communication	Speed-X Bus	Speed-X Bus
Power supply	9 to 24 VDC, 1A	9 to 24 VDC, 1A
Dimensions (mm)	110 mm x 155 mm x 32 mm	110 mm x 155 mm x 32 mm

RS485 Output Expander

Model	DS-PM-RS04	DS-PM-RS08	DS-PM-RS04-H	DS-PM-RS08-H	DS-PM1-04L-H	DS-PM1-04H-H
Image	 <i>Compatible with AX Hybrid</i>	 <i>Compatible with AX Hybrid</i>	 <i>Compatible with AX Hybrid</i> Capacity: AC220V/10A	 <i>Compatible with AX Hybrid</i> Capacity: AC220V/10A	 <i>Compatible with AX Hybrid PRO</i> 4 Relays. Supporting 6-30VDC and up to 5A current each Supporting Cascade connection	 <i>Compatible with AX Hybrid PRO</i> 4 Relays. Supporting 6-30VDC and up to 5A current each Supporting Cascade connection
Output	4	8	4	8	4	4
Uplink Communication	/	/	/	/	Speed-X Bus	Speed-X Bus
Downlink Communication	/	/	/	/	Speed-X Bus, used for expander cascading	Speed-X Bus, used for expander cascading
Power supply	DC 12 V	DC 12 V	DC 12 V	DC 12 V	11 to 24 VDC, 1A	9 to 24 VDC, 1A
Power consumption	/	/	/	/	Maximum current 153 mA@12 VDC; Quiescent current 70mA@12 VDC	Maximum current 210 mA@12 VDC; Quiescent current 65 mA@12 VDC
Output Voltage	/	/	/	/	9 to 12 VDC	/
Output Current	/	/	/	/	Maximum 500 mA	/
Dimensions (mm)	144 x 187 x 31	144 x 197 x 31	144 x 232 x 31.2	144 x 232 x 31.2	110 mm x 155 mm x 32.5 mm	110 mm x 155 mm x 32.5 mm
Operating temperature	-10 °C to 55 °C (14 °F to 131 °F)	-10 °C to 55 °C (14 °F to 131 °F)	-10 °C to 55 °C (14 °F to 131 °F)	-10 °C to 55 °C (14 °F to 131 °F)	-10 °C to 40 °C (14 °F to 104 °F)	-10 °C to 40 °C (14 °F to 104 °F)
Operation humidity	10 % - 90 %	10 % - 90 %	10 % - 90 %	10 % - 90 %	10 % - 90 %	10 % - 90 %

Security Alarm





Emergency Alarm

Quick Response To Security Needs

Hikvision's Emergency Alarm Series has been specifically designed for use in public places to expand safety, confidence, and security. These alarms are especially useful when emergency situations occur and timely responses are required. Both pole mounted and box mounted panic alarm station designs are available to cover a multitude of scenarios.

- Video collection and 24/7 monitoring with 2 MP HD IR camera
- Internal audible and visual alarm
- Electronically controlled & conventional cabinet locks










Model	DS-PEAP-CVS1 (B)	DS-PEAP-CV1 (B)	DS-PEAP-CVS1E (B)	DS-PEAP-CV1E (B)
Special Features	 <ul style="list-style-type: none"> 1. Dual network ports 2. Support POE 3. IK10 4. IP65 5. Standard SIP 6. Braille on button 	 <ul style="list-style-type: none"> 1. Dual network ports 2. Support POE 3. IK10 4. IP65 5. Standard SIP 6. Braille on button 	 <ul style="list-style-type: none"> 1. Dual network ports 2. Support POE 3. IK10 4. IP65 5. Standard SIP 6. Braille on button 	 <ul style="list-style-type: none"> 1. Dual network ports 2. Support POE 3. IK10 4. IP65 5. Standard SIP 6. Braille on button
Processor	High-Performance Embedded SOC Processor	High-Performance Embedded SOC Processor	High-Performance Embedded SOC Processor	High-Performance Embedded SOC Processor
Operation System	Embedded Linux Operation System	Embedded Linux Operation System	Embedded Linux Operation System	Embedded Linux Operation System
Camera	4 MP HD IR Camera	4 MP HD IR Camera	4 MP HD IR Camera	4 MP HD IR Camera
Audio Input	1-ch Built-in Omnidirectional Microphone, Pickup Distance: 2 m, listening Distance: 10 m	1-ch Built-in Omnidirectional Microphone, Pickup Distance: 2 m, listening Distance: 10 m	1-ch Built-in Omnidirectional Microphone, Pickup Distance: 2 m, listening Distance: 10 m	1-ch Built-in Omnidirectional Microphone, Pickup Distance: 2 m, listening Distance: 10 m
Audio Output	1-ch 3 W Build-in Loudspeaker 1-ch 3.5 mm Audio Interface for External Audio Output	1-ch 3 W Build-in Loudspeaker 1-ch 3.5 mm Audio Interface for External Audio Output	1-ch 3 W Build-in Loudspeaker 1-ch 3.5 mm Audio Interface for External Audio Output	1-ch 3 W Build-in Loudspeaker 1-ch 3.5 mm Audio Interface for External Audio Output
Network Protocol	TCP/IP, SIP, RTSP, Onvif, Standard SIP	TCP/IP, SIP, RTSP, Onvif, Standard SIP	TCP/IP, SIP, RTSP, Onvif, Standard SIP	TCP/IP, SIP, RTSP, Onvif, Standard SIP
Ethernet	10 M/100 M Self-adaptive Ethernet Port	10 M/100 M Self-adaptive Ethernet Port	10 M/100 M Self-adaptive Ethernet Port	10 M/100 M Self-adaptive Ethernet Port
Ethernet Port	2 RJ45 10 M/100 M Self-adaptive Ethernet Port	2 RJ45 10 M/100 M Self-adaptive Ethernet Port	2 RJ45 10 M/100 M Self-adaptive Ethernet Port	2 RJ45 10 M/100 M Self-adaptive Ethernet Port
I/O Input	2	2	2	2
I/O Output	2	2	2	2
Public Network Transmission	ISUP/EZVIZ/Standard SIP	ISUP/EZVIZ/Standard SIP	ISUP/EZVIZ/Standard SIP	ISUP/EZVIZ/Standard SIP
Network Encryption	User name and password authentication	User name and password authentication	User name and password authentication	User name and password authentication
Switch	NO	NO	NO	NO
Alarm Lamp	NO	NO	NO	NO
Siren	NO	NO	NO	NO
SD Card	Standard Micro SD Card Slot, Supports Micro SD/SDHC/SDXC Card, Max. 256G	Standard Micro SD Card Slot, Supports Micro SD/SDHC/SDXC Card, Max. 256G	Standard Micro SD Card Slot, Supports Micro SD/SDHC/SDXC Card, Max. 256G	Standard Micro SD Card Slot, Supports Micro SD/SDHC/SDXC Card, Max. 256G
3G/4G Module	Yes	No	Yes	No
Power Supply	DC 12V/POE	DC 12V/POE	DC 12V/POE	DC 12V/POE
Operation Temperature	-40 °C to 65 °C (-40 °F to 149 °F)	-40 °C to 65 °C (-40 °F to 149 °F)	-40 °C to 65 °C (-40 °F to 149 °F)	-40 °C to 65 °C (-40 °F to 149 °F)
Installation	Wall Mounting	Wall Mounting	Wall Mounting	Wall Mounting
Dimension(mm)	190 x 119 x 47	190 x 119 x 47	229 x 138 x 44.5	229 x 138 x 44.5
Mounting mode	Surface mounting	Surface mounting	Flush mounting	Flush mounting

Model	DS-PEA101-V1-Y	DS-PEA101-V1-S	DS-PEA101-V1-R	DS-PEA101-V1-PS	DS-PEA102Y	DS-PEA102S	DS-PEA102R
Image							
	1.One-touch emergency calling 2.Expllosion-proof level: IK09&IP65 3.Supports AEC/AGC/ANC	1.One-touch emergency calling 2.Expllosion-proof level: IK09&IP65 3.Supports AEC/AGC/ANC	1.One-touch emergency calling 2.Expllosion-proof level: IK09&IP65 3.Supports AEC/AGC/ANC	1.One-touch emergency calling 2.Expllosion-proof level: IK09&IP65 3.Supports AEC/AGC/ANC 4.Supports PoE	1.One-touch emergency calling 2.Expllosion-proof level: IK08&IP54 3.Supports AEC/AGC/ANC	1.One-touch emergency calling 2.Expllosion-proof level: IK08&IP54 3.Supports AEC/AGC/ANC	1.One-touch emergency calling 2.Expllosion-proof level: IK08&IP54 3.Supports AEC/AGC/ANC
Processor	High-Performance Embedded SOC Processor	High-Performance Embedded SOC Processor	High-Performance Embedded SOC Processor	High-Performance Embedded SOC Processor	High-Performance Embedded SOC Processor	High-Performance Embedded SOC Processor	High-Performance Embedded SOC Processor
Operation System	Embedded Linux Operation System	Embedded Linux Operation System	Embedded Linux Operation System	Embedded Linux Operation System	Embedded Linux Operation System	Embedded Linux Operation System	Embedded Linux Operation System
Camera	NO	NO	NO	NO	NO	NO	NO
Audio Input	1-ch Built-in Omnidirectional Microphone Pickup Distance: 5 m	1-ch Built-in Omnidirectional Microphone Pickup Distance: 5 m	1-ch Built-in Omnidirectional Microphone Pickup Distance: 5 m	1-ch Built-in Omnidirectional Microphone Pickup Distance: 5 m	1-ch Built-in Omnidirectional Microphone Pickup Distance: 5 m	1-ch Built-in Omnidirectional Microphone Pickup Distance: 5 m	1-ch Built-in Omnidirectional Microphone Pickup Distance: 5 m
Audio Output	1-ch 3 W Build-in Loudspeaker	1-ch 3 W Build-in Loudspeaker	1-ch 3 W Build-in Loudspeaker	1-ch 3 W Build-in Loudspeaker	1-ch 3 W Build-in Loudspeaker	1-ch 3 W Build-in Loudspeaker	1-ch 3 W Build-in Loudspeaker
Network Protocol	TCP/IP, RTSP, HIK-SIP, Standard SIP	TCP/IP, RTSP, HIK-SIP, Standard SIP	TCP/IP, RTSP, HIK-SIP, Standard SIP	TCP/IP, RTSP, HIK-SIP, Standard SIP	TCP/IP, RTSP, HIK-SIP, Standard SIP	TCP/IP, RTSP, HIK-SIP, Standard SIP	TCP/IP, RTSP, HIK-SIP, Standard SIP
Ethernet	10 M/100 M Self-adaptive Ethernet port	10 M/100 M Self-adaptive Ethernet port	10 M/100 M Self-adaptive Ethernet port	10 M/100 M Self-adaptive Ethernet port	10 M/100 M Self-adaptive Ethernet port	10 M/100 M Self-adaptive Ethernet port	10 M/100 M Self-adaptive Ethernet port
Ethernet Port	1 RJ45 10 M/100 M Self-adaptive Ethernet port	1 RJ45 10 M/100 M Self-adaptive Ethernet port	1 RJ45 10 M/100 M Self-adaptive Ethernet port	1 RJ45 10 M/100 M Self-adaptive Ethernet port	1 RJ45 10 M/100 M Self-adaptive Ethernet port	1 RJ45 10 M/100 M Self-adaptive Ethernet port	1 RJ45 10 M/100 M Self-adaptive Ethernet port
IO Input	1	1	1	1	1	1	1
IO Output	1	1	1	1	1	1	1
Public Network Transmission	ISUP	ISUP	ISUP	ISUP	ISUP	ISUP	ISUP
Network Encryption	-	-	-	-	-	-	-
Switch	NO	NO	NO	NO	NO	NO	NO
Alarm Lamp	NO	NO	NO	NO	NO	NO	NO
Siren	NO	NO	NO	NO	NO	NO	NO
SD Card	NO	NO	NO	NO	NO	NO	NO
Power Supply	12 VDC/(With Adaptor)	12 VDC/(With Adaptor)	12 VDC/(With Adaptor)	12 VDC(With Adaptor)/ PoE(IEEE802.3af)	12 VDC/(With Adaptor)	12 VDC/(With Adaptor)	12 VDC/(With Adaptor)
Operation Temperature	-20 °C to 55 °C (-4 °F to 131 °F)	-20 °C to 55 °C (-4 °F to 131 °F)	-20 °C to 55 °C (-4 °F to 131 °F)	-20 °C to 55 °C (-4 °F to 131 °F)	-20 °C to 55 °C (-4 °F to 131 °F)	-20 °C to 55 °C (-4 °F to 131 °F)	-20 °C to 55 °C (-4 °F to 131 °F)
Installation	Wall-mounted	Wall-mounted	Wall-mounted	Wall-mounted	Wall-mounted	Wall-mounted	Wall-mounted
Dimension(mm)	119.2 × 195.6 × 43.3	119.2 × 195.6 × 43.3	119.2 × 195.6 × 43.3	119.2 × 195.6 × 43.3	179 × 114 × 43.5	179 × 114 × 43.5	179 × 114 × 43.5


Box Panic Alarm Station

Pole Panic Alarm Station

Model	DS-PEA1-21	DS-PEA2-21	DS-PEA3M-21	DS-PEA3M-21H
Image	 <p>1. Dual network ports 2. Build-in loudspeaker and pickup with cracking voice prevention 3. Video collection and all-day monitoring with 2 MP HD IR camera</p>	 <p>1. Dual network ports 2. Video collection and all-day monitoring with 2 MP HD IR camera 3. Internal audible and visual alarm</p>	 <p>1. Dual network ports 2. Video collection and all-day monitoring with 2 MP HD IR camera 3. Electronic Controlled Cabinet Lock/Normal Cabinet Lock</p>	 <p>1. Dual network ports 2. Video collection and all-day monitoring with 2 MP HD IR camera 3. Internal audible and visual alarm 4. Electronic Controlled Cabinet Lock/Normal Cabinet Lock 5. Including 8 Ports switch</p>
Processor	High-Performance Embedded SOC Processor	High-Performance Embedded SOC Processor	High-Performance Embedded SOC Processor	High-Performance Embedded SOC Processor
Operation System	Embedded Linux Operation System	Embedded Linux Operation System	Embedded Linux Operation System	Embedded Linux Operation System
Camera	2 MP HD IR Camera, IR Distance ≥ 10 m	2 MP HD IR Camera, IR Distance ≥ 10 m	2 MP HD IR Camera, IR Distance ≥ 10 m	2 MP HD IR Camera, IR Distance ≥ 10 m
Audio Input	1-ch Built-in Omnidirectional Microphone, Pickup Distance: 5 m 1-ch 3.5 mm Audio Interface for External Audio Input	1-ch Built-in Omnidirectional Microphone, Pickup Distance: 5 m 1-ch 3.5 mm Audio Interface for External Audio Input	1-ch Built-in Omnidirectional Microphone, Pickup Distance: 5 m 1-ch 3.5 mm Audio Interface for External Audio Input	1-ch Built-in Omnidirectional Microphone, Pickup Distance: 5 m 1-ch 3.5 mm Audio Interface for External Audio Input
Audio Output	1-ch 3 W Build-in Loudspeaker 1-ch 3.5 mm Audio Interface for External Audio Output	1-ch 3 W Build-in Loudspeaker 1-ch 3.5 mm Audio Interface for External Audio Output	1-ch 30 W Build-in Loudspeaker 1-ch 3.5 mm Audio Interface for External Audio Output	1-ch 30 W Build-in Loudspeaker 1-ch 3.5 mm Audio Interface for External Audio Output
Network Protocol	TCP/IP, RTSP, HIK-SIP, ONVIF	TCP/IP, RTSP, HIK-SIP, ONVIF	TCP/IP, RTSP, HIK-SIP, ONVIF	TCP/IP, RTSP, HIK-SIP, ONVIF
Ethernet	10 M/100 M Self-adaptive Ethernet port	10 M/100 M Self-adaptive Ethernet port	10 M/100 M Self-adaptive Ethernet port	10 M/100 M Self-adaptive Ethernet port
Ethernet Port	2 RJ45 10 M/100 M Self-adaptive Ethernet Port	2 RJ45 10 M/100 M Self-adaptive Ethernet Port	2 RJ45 10 M/100 M Self-adaptive Ethernet Port	2 RJ45 10 M/100 M Self-adaptive Ethernet Port
IO Input	2	2	2	2
IO Output	2	2	2	2
Public Network Transmission	ISUP /Hik-Connect	ISUP /Hik-Connect	ISUP /Hik-Connect	ISUP /Hik-Connect
Network Encryption	Supports User name and password authentication, User Lock-in and Password Security Prompt	Supports User name and password authentication, User Lock-in and Password Security Prompt	Supports User name and password authentication, User Lock-in and Password Security Prompt	Supports User name and password authentication, User Lock-in and Password Security Prompt
Switch	NO	NO	No	8-ports switch x 1
Alarm Lamp	NO	1, Light Can be Configured Separately	1 Red and Blue Alarm Lamp, Light Can be Configured Separately	1 Red and Blue Alarm Lamp, Light Can be Configured Separately
Siren	NO	1, Sound Can be Configured Separately	110 dB, Sound Can be Configured Separately	110 dB, Sound Can be Configured Separately
SD Card	Standard Micro SD card Slot, Supports Micro SD/SDHC/SDXC Card, Max. 128 G	Standard Micro SD card Slot, Supports Micro SD/SDHC/SDXC Card, Max. 128 G	Standard Micro SD card Slot, Supports Micro SD/SDHC/SDXC Card, Max. 128 G	Standard Micro SD card Slot, Supports Micro SD/SDHC/SDXC Card, Max. 128 G
Power Supply	DC 12 V, POE	DC 12 V, POE	DC 12V, POE	DC 12V, POE
Operation Temperature	-25 °C to 55 °C (-13 °F to 131 °F)	-25 °C to 55 °C (-13 °F to 131 °F)	-25 °C to 55 °C (-13 °F to 131 °F)	-25 °C to 55 °C (-13 °F to 131 °F)
Installation	Wall Mounting	Hold Hooping and Wall Mounting	Ground Mounting	Ground Mounting
Dimension(mm)	218 x 128 x 58	504 x 327.7 x 125	450 x 500 x 2205	450 x 500 x 4534

Model	DS-PEA12-P/ZJ	DS-PEA12-P	DS-PEA301-CVS1-AL
Image	 <p>1.One-touch emergency calling 2.High quality imaging with 2 MP built-in camera 3.Supports siren and audio expansion</p>	 <p>1.One-touch emergency calling 2.High quality imaging with 2 MP built-in camera 3.Supports siren and audio expansion</p>	 <p>1.One-touch emergency calling 2.High quality imaging with 2 MP built-in camera 3.Supports siren and audio expansion</p>
Processor	High-Performance Embedded SOC Processor	High-Performance Embedded SOC Processor	High-Performance Embedded SOC Processor
Operation System	Embedded Linux Operation System	Embedded Linux Operation System	Embedded Linux Operation System
Camera	2 MP HD IR Camera	2 MP HD IR Camera	2 MP HD IR Camera
Audio Input	1-ch Built-in Omnidirectional Microphone, Pickup Distance: 5 m 1-ch 3.5 mm Audio Interface for External Audio Input	1-ch Built-in Omnidirectional Microphone, Pickup Distance: 5 m 1-ch 3.5 mm Audio Interface for External Audio Input	1-ch Built-in Omnidirectional Microphone, Pickup Distance: 1 m
Audio Output	1-ch 30 W Build-in Loudspeaker 1-ch 3.5 mm Audio Interface for External Audio Output	1-ch 30 W Build-in Loudspeaker 1-ch 3.5 mm Audio Interface for External Audio Output	1-ch 15 W Build-in Loudspeaker 1-ch 3.5 mm Audio Interface for External Audio Output
Network Protocol	TCP/IP, RTSP, SIP	TCP/IP, RTSP, SIP	ISUP5.0, STD_SIP, TCP/IP, RTSP
Ethernet	10 M/100 M Self-adaptive Ethernet port	10 M/100 M Self-adaptive Ethernet port	10 M/100 M self adaptive(Internal use only) 4G
Ethernet Port	2 RJ45 10 M/100 M Self-adaptive Ethernet Port	1RJ45,10 M/100 M/1000 M self adaptive	1xRJ45,10 M/100 M self adaptive(Internal use only) 4G
IO Input	2	2	1
IO Output	2	2	1
Public Network Transmission	ISUP /Hik-Connect	ISUP /Hik-Connect	/
Network Encryption	Supports User name and password authentication, User Lock-in and Password Security Prompt	Supports User name and password authentication, User Lock-in and Password Security Prompt	/
Switch	/	/	No
Alarm Lamp	1 Red and Blue Alarm Lamp, Light Can be Configured Separately	1 Red and Blue Alarm Lamp, Light Can be Configured Separately	1 Red and Blue Alarm Lamp, Light Can be Configured Separately
Siren	1-ch 30 W Build-in Loudspeaker Sound Can be Configured Separately	1-ch 30 W Build-in Loudspeaker Sound Can be Configured Separately	1, Sound Can be Configured Separately
SD Card	Built-in SD slot supports MicroSD / SDHC / SDXC up to 256 GB	Standard Micro SD card Slot, Supports Micro SD/SDHC/SDXC Card, Max. 256GB	Standard Micro SD card Slot, Supports Micro SD/SDHC/SDXC Card, Max. 256GB
Power Supply	110 - 220V AC	110-240V AC	DC12V
Operation Temperature	-40 °C to 70 °C (-40 °F to 158 °F)	-40 °C to 70 °C (-40 °F to 158 °F)	-20 °C to 60 °C (-4 °F to 140 °F)
Installation	Ground Mounting	Ground Mounting	Ground Mounting
Dimension(mm)	Without Bracket: 280 mm × 280 mm × 2148 mm (11.02" × 11.02" × 84.57") With Bracket: 280 mm × 280 mm × 4332 mm (17.72" × 19.69" × 170.56")	Without Bracket: 280 mm × 280 mm × 2148 mm (11.02" × 11.02" × 84.57") With Bracket: 280 mm × 280 mm × 4332 mm (17.72" × 19.69" × 170.56")	350 × 350 × 2440 (without solar panel) 760 × 490 × 3160 (solar panel installed with 45° horizontal angel)


Model	DS-PEA301-CVS1-EA	DS-PEA301-CVS1-NA
Image	 <p>1. One-touch emergency calling 2. High quality imaging with 2 MP built-in camera 3. Supports siren and audio expansion</p>	 <p>1. One-touch emergency calling 2. High quality imaging with 2 MP built-in camera 3. Supports siren and audio expansion</p>
Processor	High-Performance Embedded SOC Processor	High-Performance Embedded SOC Processor
Operation System	Embedded Linux Operation System	Embedded Linux Operation System
Camera	2 MP HD IR Camera	2 MP HD IR Camera
Audio Input	1-ch Built-in Omnidirectional Microphone, Pickup Distance: 1 m	1-ch Built-in Omnidirectional Microphone, Pickup Distance: 1 m
Audio Output	1-ch 15 W Build-in Loudspeaker 1-ch 3.5 mm Audio Interface for External Audio Output	1-ch 15 W Build-in Loudspeaker 1-ch 3.5 mm Audio Interface for External Audio Output
Network Protocol	ISUP5.0, STD_SIP, TCP/IP, RTSP	ISUP5.0, STD_SIP, TCP/IP, RTSP
Ethernet	10 M/100 M self adaptive (Internal use only) 4G	10 M/100 M self adaptive (Internal use only) 4G
Ethernet Port	1 x RJ45, 10 M/100 M self adaptive (Internal use only) 4G	1 x RJ45, 10 M/100 M self adaptive (Internal use only) 4G
IO Input	1	1
IO Output	1	1
Public Network Transmission	/	/
Network Encryption	/	/
Switch	No	No
Alarm Lamp	1 Red and Blue Alarm Lamp, Light Can be Configured Separately	1 Red and Blue Alarm Lamp, Light Can be Configured Separately
Siren	1, Sound Can be Configured Separately	1, Sound Can be Configured Separately
SD Card	Standard Micro SD card Slot, Supports Micro SD/SDHC/SDXC Card, Max. 256 G	Standard Micro SD card Slot, Supports Micro SD/SDHC/SDXC Card, Max. 256 G
Power Supply	DC12V	DC12V
Operation Temperature	-20 °C to 60 °C (-4 °F to 140 °F)	-20 °C to 60 °C (-4 °F to 140 °F)
Installation	Ground Mounting	Ground Mounting
Dimension(mm)	350 x 350 x 2440 (without solar panel) 760 x 490 x 3160 (solar panel installed with 45° horizontal angel)	350 x 350 x 2440 (without solar panel) 760 x 490 x 3160 (solar panel installed with 45° horizontal angel)

Model	DS-PEA4H-10
Appearance	 <p>1. Rotatable 2 MP built-in camera 2. Video intercom between general/ pole/ box panic alarm station and master station 3. Real-time intercom, monitoring, group broadcast, quick dialing, call forwarding, call waiting etc. 4. Auto noise suppression and auto echo cancellation</p>
Built-in Camera	CMOS, 2 MP, 1920 × 1080, PAL: 25 FPS, NTSC: 30 FPS
Screen	10.1-inch colorful TFT LCD, 1280 × 800
Operation Type	Touch screen, and mechanical key
Audio Input	Built-in microphone, handset, and mic support
Audio Output	Built-in loudspeaker, and handset
Audio Compression Standard	G.711U, G726, AAC, and Opus
Network Protocol	TCP/IP, SIP, RTSP, Onvif, Standard SIP
Network Interface	1 RJ45 10 M/100 M/1000 M Self-adaptive Ethernet Ports
Network Encryption	Supports User name and password authentication, User Lock-in and Password Security Prompt
IO Input	4
IO Output	4, Relay Output
RJ11	1, for handset
VGA Output	1, for display user interface, which can be used synchronously with HDMI
HDMI Output	1, for display user interface, which can be used synchronously with VGA
Micro SDXC	1, Micro SDXC (≤ 128 GB)
USB	1, USB 3.0 1, USB 2.0
Power Supply	12 VDC/ PoE
Operation Humidity	10 % to 90 %
Operation Temperature	-10 °C to 55 °C (14 °F to 131 °F)
Consumption	≤ 15 W
Dimension (L x W x H)	With handset: 361 × 65 × 197 mm Without handset: 291 × 41 × 197 mm

Security Radar

Model	DS-PR1-60V	DS-PR120V	DS-PRP100V
Image	 <p>1. IP67, IK09, 24/7 all-weather 2. Supports link to up to 4 speed dome cameras</p>	 <p>1. IP67, IK09, 24/7 all-weather 2. Supports link to up to 4 speed dome cameras</p>	 <p>1. IP67, IK09, 24/7 all-weather 2. Supports link to up to 4 speed dome cameras</p>
Detection Range	60 m	120 m	100 m
Horizontal Angle	100°	120°	6.2°
Coverage	3000 m²	15000 m²	540 m²
Max. Target Number	32	64	32
Frequency	24 GHz	24 GHz	24 GHz
Network Protocol	HTTP, DNS, NTP, TCP, UDP, DHCP, ARP, SSH	HTTP, DNS, NTP, TCP, UDP, DHCP, ARP, SSH, ISUP 5.0	HTTP, DNS, NTP, TCP, UDP, DHCP, ARP, SSH, ISUP 5.0
Zone	8	16	8
Relay Output	4	4	4
Power Supply	PoE or 12 VDC	PoE or 12 VDC	PoE or 12 VDC
Consumption	6 W	≤ 8 W	≤ 8 W
Operation Temperature	-40 °C to 65 °C [-40 °F to 149 °F]	-40 °C to 65 °C [-40 °F to 149 °F]	-40 °C to 65 °C [-40 °F to 149 °F]
Operation Humidity	10 % to 90 %	10 % to 90 %	10 % to 90 %
Protection Level	IP67, IK09	IP67, IK09	IP67, IK09
Installation	Installation height: 1.2 m to 4 m [4.72" to 15.7"] (Recommended: 2.5 m [9.84"])	Installation height: 1.2 m to 4 m [4.72" to 15.7"] (Recommended: 2.5 m [9.84"])	Installation height: 1.2 m to 4 m [4.72" to 15.7"] (Recommended: 2.5 m [9.84"])
Weight	1.84 kg	1.74 kg	1.74 kg
Dimension	206 mm × 228 mm × 61 mm [8.11" × 8.98" × 2.40"]	206 mm × 228 mm × 61 mm [8.11" × 8.98" × 2.40"]	206 mm × 228 mm × 61 mm [8.11" × 8.98" × 2.40"]

Brackets

Model	DS-PRB-1110	DS-PRB-1200	DS-PRB-1310	DS-PRB-2200	DS-PRB-1120
Image					
Installation Method	Wall Bracket	Hooping Bracket	Hooping with Wallbracket	PTZ-Radar linkage, Hooping Bracket	Auxiliary Bracket

INTELLIGENT SECURITY INSPECTION

- 146** X-ray Inspection System
- 148** Walk-through Metal Detector
- 150** Intelligent Security Inspection Analyzer



Intelligent Security Inspection

Put Every Effort to Make a Safer World

Intelligent recognition technology

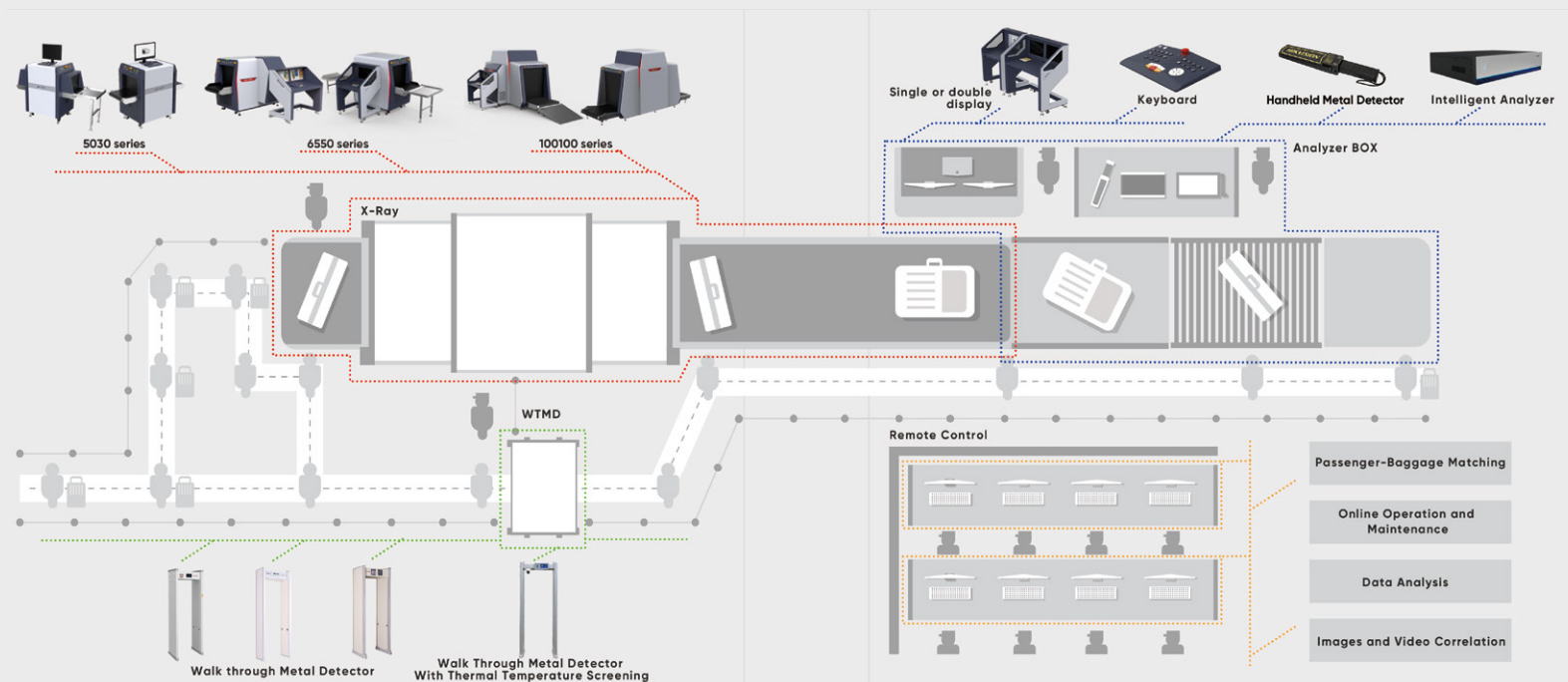
- > With built-in intelligent recognition and using high-quality X-ray imaging, the security inspection system can assist in identifying 35 kinds of common contraband and transmit real-time detection results with alarm messages back to the management platform for data analysis and event tracing.

Multi-dimensional data perception

- > Empowered by AI, IoT and big data technologies, the intelligent inspection system integrates inspection information including X-ray images, videos, metal detection results, body temperatures, and more. The system also features automatic video correlation, real-time previewing, and retrospective playback on the centralized management platform.


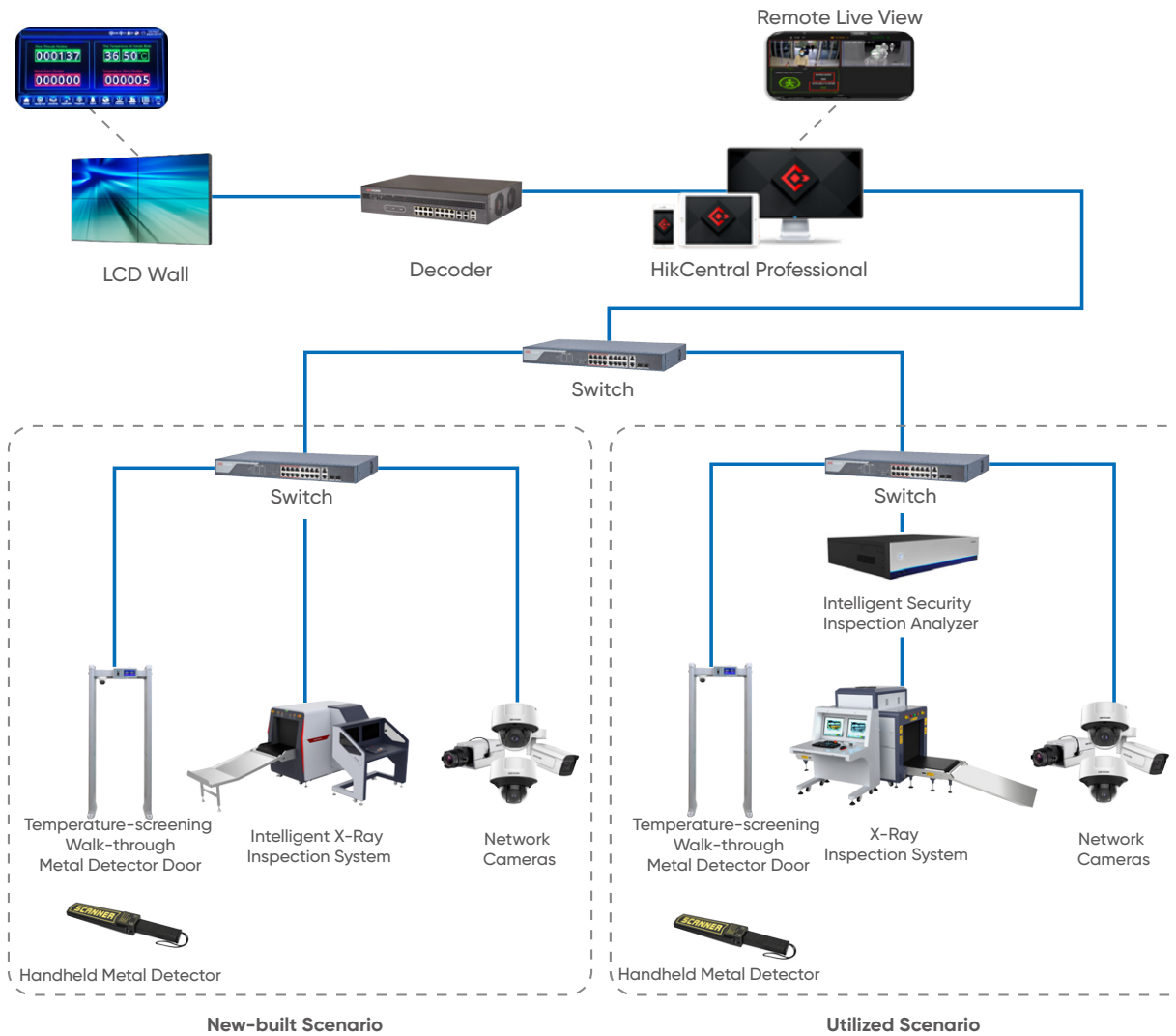
Centralized management and easy integration with third-party systems

- > Local data can be integrated and managed by the management systems (third-party systems supported) on demand. Management staff can view real-time operation status, maintenance information, and more on the platform, greatly enhancing efficiency.



Intelligent Security Inspection

Put Every Effort to Make a Safer World



Intelligent Security Inspection X-ray Inspection System

Intelligent recognition technology

- > With proprietary intellectual property rights, the deep-learning recognition algorithm provides a better recognition effect by deeply integrating the intelligent recognition algorithm and X-ray imaging software.

Raytina Series with new generation image enhancement engine

- > With application of the dedicated high-performance image processor and the new generation of image enhancement engine, true image information restoration, clearer image quality and more delicate imaging details can be realized.

Security inspection networking and data storage

- > Security data management can be realized with access to superior security inspection management platform. Data can also be locally stored (pictures, alarm information, etc.), viewed and called at the same time.

Variable speed

- > The speed of the X-ray machine can be one-key switched in different scenarios.

Event tracing


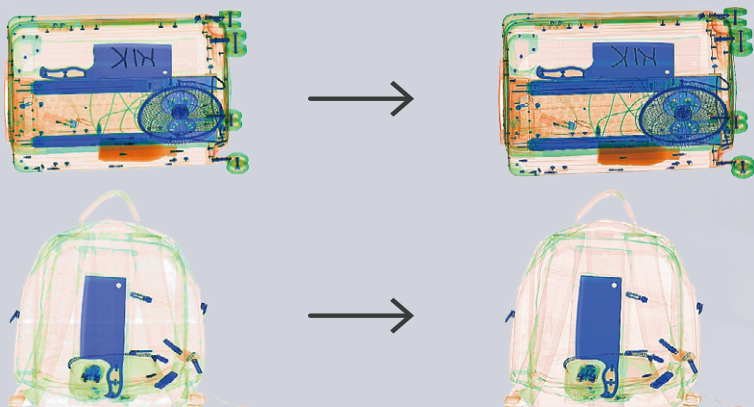
- > Event tracing can be realized by organically combining the X-ray image of the package video record.

High level radiation safety

- > Radiation leakage is close to natural environment radiation level, and much lower than international radiation safety standards.

Raytina Series with new generation image enhancement engine

More Dedicated, Clearer, More Details



Model	ISD-SC4233S-2CVTL	ISD-SC5030S-2CVL	ISD-SC5030SA-2CL	ISD-SC6550D-4CVL	ISD-SC6550S-4CVL	ISD-SC100100D-4CVL	ISD-SC100100S-4CVL	
Image								
Tunnel Size	420 mm (W) x 330 mm (H)	500 mm (W) x 300 mm (H)	500 mm (W) x 300 mm (H)	650 mm (W) x 500 mm (H)	650 mm (W) x 500 mm (H)	1000mm (W) x 1000 mm (H)	1000 mm (W) x 1000 mm (H)	
Dimension	1250 mm x 650 mm x 690 mm (L x W x H)	1586 mm x 1160 mm x 760 mm (L x W x H)	1586 mm x 1160 mm x 760 mm (L x W x H)	2454 mm x 1419 mm x 1376 mm (L x W x H)	2127 mm x 989 mm x 1351 mm (L x W x H)	4242 mm x 1800 mm x 1893 mm (L x W x H)	3592 mm x 1360 mm x 1894 mm (L x W x H)	
Operation Desk Size	/	/	/	1200 mm x 700 mm x 1142 mm (L x W x H)	850 mm x 700 mm x 1200 mm (L x W x H)	1200 mm x 700 mm x 1142 mm (L x W x H)	850 mm x 700 mm x 1200 mm (L x W x H)	
Wire Resolution	36AWG standard, 38 AWG typical	36AWG standard, 38 AWG typical	36 AWG standard, 38 AWG typical	36 AWG standard, 38 AWG typical	36 AWG standard, 38 AWG typical	34 AWG standard, 36 AWG typical	34 AWG standard, 36 AWG typical	
Steel Penetration	18 mm standard, 20 mm typical	27 mm standard, 30 mm typical	6mm standard, 8mm typical	30 mm standard, 34 mm typical	30 mm standard, 34 mm typical	30 mm standard, 32 mm typical.	30 mm standard, 32 mm typical.	
Spatial Resolution	1.3 mm (Horizontal and vertical)	1.0 mm (Horizontal and vertical)	1.0 mm (Horizontal and vertical)	Bottom Angle of View: 1.0 mm (Horizontal and vertical) Side Angle of View: 1.0 mm (Horizontal and vertical)	1.0 mm (Horizontal and vertical)	Bottom Angle of View: 1.3 mm (Horizontal and vertical) Side Angle of View: 1.0 mm (Horizontal and vertical)	1.3 mm (Horizontal and vertical typical)	
X-Ray Generator	120 kV 1.0 mA (Adjustable)	140 kV 0.8 mA (Adjustable)	80 kV 0.6 mA (Adjustable)	160 kV 1.2 mA (Adjustable)	160 kV 1.2 mA (Adjustable)	160 kV 1.2 mA (Adjustable)	160 kV 1.2 mA (Adjustable)	
Generator Cooling	Oil Cooling/Continuous	Oil Cooling/Continuous	Oil Cooling/Continuous	Oil Cooling/Continuous	Oil Cooling/Continuous	Oil Cooling/Continuous	Oil Cooling/Continuous	
Film Security	Standard of ASA/ISO1600	Standard of ASA/ISO1600	Standard of ASA/ISO1600	Standard of ASA/ISO1600	Standard of ASA/ISO1600	Standard of ASA/ISO1600	Standard of ASA/ISO1600	
X-ray Leakage	Less than 1μSv/hour (5 cm from the housing)	Less than 1μSv/hour (5 cm from the housing)	Less than 1μSv/hour (5 cm from the housing)	Less than 1μSv/hour (5cm from the housing)	Less than 1μSv/hour (5cm from the housing)	Less than 1μSv/hour (5cm from the housing)	Less than 1μSv/hour (5cm from the housing)	
Conveyor Height	110 mm	672 mm	672 mm	678 mm	678 mm	300 mm	300 mm	
Speed	0.16 m/s, 0.22 m/s	0.22 m/s, 0.32 m/s adjustable	0.22 m/s	0.2 m/s, 0.3 m/s, 0.4 m/s adjustable	0.2 m/s, 0.3 m/s, 0.4 m/s adjustable	0.2 m/s, 0.3 m/s, 0.4m/s adjustable	0.2 m/s, 0.3 m/s, 0.4m/s adjustable	
Sensor Type	1/2.7" Progressive Scan CMOS	1/2.7" Progressive Scan CMOS	1/2.7" Progressive Scan CMOS	1/2.7" Progressive Scan CMOS	1/2.7" Progressive Scan CMOS	1/2.7" Progressive Scan CMOS	1/2.7" Progressive Scan CMOS	
Camera	2 ch	2 ch	2 ch	4 ch	4 ch	4 ch	4 ch	
Video Compression Standard	H.265/H.264/MJPEG	H.265/H.264/MJPEG	H.265/H.264/MJPEG	H.265/H.264/MJPEG	H.265/H.264/MJPEG	H.265/H.264/MJPEG	H.265/H.264/MJPEG	
Max. Image Size	1920 x 1080	1920 x 1080	1920 x 1080	1920 x 1080	1920 x 1080	1920 x 1080	1920 x 1080	
Frame Rate	50 Hz: 25 fps (1920 x 1080, 1536 x 864, 1280 x 720) 60 Hz: 30 fps (1920 x 1080, 1280 x 960, 1280 x 720)	50 Hz: 25 fps (1920 x 1080, 1536 x 864, 1280 x 720) 60 Hz: 30 fps (1920 x 1080, 1280 x 960, 1280 x 720)	50 Hz: 25 fps (1920 x 1080, 1536 x 864, 1280 x 720) 60 Hz: 30 fps (1920 x 1080, 1280 x 960, 1280 x 720)	50 Hz: 25 fps (1920 x 1080, 1536 x 864, 1280 x 720) 60 Hz: 30 fps (1920 x 1080, 1280 x 960, 1280 x 720)	50 Hz: 25 fps (1920 x 1080, 1536 x 864, 1280 x 720) 60 Hz: 30 fps (1920 x 1080, 1280 x 960, 1280 x 720)	50 Hz: 25 fps (1920 x 1080, 1536 x 864, 1280 x 720) 60 Hz: 30 fps (1920 x 1080, 1280 x 960, 1280 x 720)	50 Hz: 25 fps (1920 x 1080, 1536 x 864, 1280 x 720) 60 Hz: 30 fps (1920 x 1080, 1280 x 960, 1280 x 720)	50 Hz: 25 fps (1920 x 1080, 1536 x 864, 1280 x 720) 60 Hz: 30 fps (1920 x 1080, 1280 x 960, 1280 x 720)
Storage Time	≥ 30 days	≥ 30 days	≥ 30 days	≥ 30 days	≥ 30 days	≥ 30 days	≥ 30 days	
AI Identification Items	35 major types	35 major types	/	35 major types	35 major types	35 major types	35 major types	
Login Method	Fingerprint/ Password	Fingerprint/ Password	Fingerprint/ Password	Fingerprint/ Password	Fingerprint/ Password	Fingerprint/ Password	Fingerprint/ Password	
Screen Size	21.5", Single Screen, 1920 x 1080	21.5", Single Screen, 1920 x 1080	21.5", Single Screen, 1920 x 1080	21.5", Dual Screen, 1920 x 1080	21.5", Single Screen, 1920 x 1080	21.5", Dual Screen, 1920 x 1080	21.5", Single Screen, 1920 x 1080	
Consumption	< 0.56 KVA	< 0.56 KVA	< 0.5 KVA	< 1 KVA	< 0.8 KVA	< 1.5 KVA	< 0.8 KVA	
Power	220 VAC (± 10 %) 50 ± 3 Hz	220 VAC (± 10 %) 50 ± 3 Hz	220 VAC (± 10 %) 50 ± 3 Hz	220 VAC (± 10 %) 50 ± 3 Hz	220 VAC (± 10 %) 50 ± 3 Hz	220 VAC (± 10 %) 50 ± 3 Hz	220 VAC (± 10 %) 50 ± 3 Hz	
Operating Humidity	10 % to 95 % (No Condensation)	10 % to 95 % (No Condensation)	10 % to 95 % (No Condensation)	10 % to 95 % (No Condensation)	10 % to 95 % (No Condensation)	10 % to 95 % (No Condensation)	10 % to 95 % (No Condensation)	
Operating Temperature	5 °C to 45 °C	5 °C to 45 °C	5 °C to 45 °C	5 °C to 45 °C	5 °C to 45 °C	5 °C to 45 °C	5 °C to 45 °C	
Weight	180 kg	340 kg	300 kg	800 kg	600 kg	1500 kg	1350 kg	

Intelligent Security Inspection

Walk-through Metal Detector

General Walk-through Metal Detector






- › Ultra-high detection sensitivity, and coin-sized metal can be detected
- › Counts on flow and alarm events and displays the numbers on 7-inch LCD screen
- › Multi-location detection to accurately locate the metal position
- › Sensitivity adjustment for each zone
- › Networking with HikCentral Professional Platform for area flow analysis
- › Supports network configuration and remote control
- › 2 Relay alarm outputs

Temperature-screening Walk-through Metal Detector

- › Thermal based real-time skin surface temperature screening, timely alarm for abnormal temperature
- › Real-time display of temperature screening and visible light image via LCD displays
- › Touch screen for easy management
- › Counting on flow and alarm events
- › 18 zones accurate metal detection
- › Work with HikCentral Professional for remote configuration and area flow analysis




Walk Through Metal Detector


Model	ISD-SM61118L	ISD-SM6112L	ISD-SM6106	NP-S6333L	ISD-SM6318LT-D
Image					
Temperature Screening via Thermal Camera	No	No	No	No	Accuracy: ± 0.5 °C
Detecte Both Non-ferrous Metal and Ferrous Metal	Yes	Yes	Yes	Yes	Yes
The Smallest Detected Metals	Coin-sized metals	Coin-sized metals	Coin-sized metals	Coin-sized metals	Coin-sized metals
Number of Detection Zones	18	12	6	33	18
Configuration Method	Remote controller/website	Remote controller/website	Keypad	Touch screen	Touch screen and website
Power Supply	100 VAC to 240 VAC, 50/60 Hz	100 VAC to 240 VAC, 50/60 Hz	100 VAC to 240 VAC, 50/60 Hz	12 VDC, 3.15 A, 36 W (with power adapter)	12 VDC, 3.15 A, 36 W (with power adapter)
Consumption	< 25 W	< 25 W	< 25 W	< 20 W	36 W
Operation Temperature and Humidity	Temp: -25 °C to 55 °C, < 95 % RH (non-condensing)	Temp: -25 °C to 55 °C, < 95 % RH (non-condensing)	Temp: -20 °C to 55 °C, <95% RH (non-condensing)	Temp: -10 °C to 55 °C, < 95 % RH (non-condensing)	Turret camera: 5 °C to 40 °C, < 95 % RH Walk-through metal detector: -10 °C to 55 °C, < 95 % RH
Protective Level	IP41	IP41	IP41	IP52	Turret camera: IP66 Walk-through metal detector: IP53
Flow Control for Certain Area	YES	YES	NO	YES	YES
Display Type and Size	7-inch LCD Display	7-inch LCD Display	LED Digital Tube Display	7-inch touch screen	7-inch touch screen
Display Information	Pass Through Number Metal Alarm Number Trouble status	Pass Through Number Metal Alarm Number Trouble status	Pass Through Number Metal Alarm Number Signal Indicator	Pass Through Number Metal Alarm Number Security Level Frequency Time	Pass Through Number Metal Alarm Number Real-time Skin Surface Temperature Temperature Alarm Number Security Level Frequency Time
Sensitivity Level	Sensitivity: 0 to 999	Sensitivity: 0 to 999	Sensitivity: 0 to 255	Security Level: 0 to 100 Sensitivity: 0 to 255	Security Level: 0 to 100 Sensitivity: 0 to 255
Number of Pre-loaded Settings	30 pre-loaded settings	30 pre-loaded settings	100 pre-loaded settings	72 pre-loaded settings	72 pre-loaded settings
Number of Custom Settings	20 custom settings	20 custom settings	0 custom setting	18 custom settings	18 custom settings
Number of Optional Frequency Band	20 kinds of working frequency available	20 kinds of working frequency available	100 kinds of working frequency available	12 kinds of working frequency available	12 kinds of working frequency available
Support Automatic Frequency Selection	YES	YES	NO	YES	YES
Visible and Audible Alarm	YES	YES	YES	YES	YES
Number of IR Groups	2	2	2	2	2

Intelligent Security Inspection


Intelligent Security Inspection Analyzer


- Support the on-site transformation, and the signal of the security inspection machine is output directly. In the case of continuous power supply, the equipment supports ring connection, which will not affect the on-site use.





Model	ISD-ST204-DHV
Image	
Analysis Channel	1 channel Front angle of view, 1 channel side of view
Prohibited Goods Type	35 types such as scissors, knives, sprinklers, bottles, umbrellas, batteries, laptops, lighters and fireworks, etc.
Video Input	2 Groups VGA/HDMI/DVI
Video Output	2 Groups VGA/HDMI
HDD	Built-in 4 TB 3.5", SATA (12TB extendable)
Video Input	4-ch Network Camera
Network Interface	7, 10 M/100 M/1000 M Self-adaptive Ethernet Interface
Serial Port	2, Standard RS-485 full duplex serial port 2, Standard RS-232 full duplex serial port
Alarm I/O	Alarm Input: 2 ch Alarm Output: 2 ch
Dimension	440 mm x 89 mm x 345 mm [W x H x D]
Consumption	≤30 W
Power	220 VAC
Operating Temperature	10 % to 90 % (No Condensation)
Operating Humidity	-10 °C to 55 °C
Weight	≤ 4 kg


Auxiliary Equipment

Model	NP-SE100H
Image	
Detectable Explosives	TNT, Rexogen, Tai'an, Nitroglycerin, Ammonium Nitrate, Black Powder, Dinitrotoluene, Tetryl, Octogen, Gena, TATP, HMTD, C4, Semtex and other military and civilian use and home-made explosives, etc., and new samples can be added as needed.
Detectable Narcotics	Cocaine hydrochloride, heroin hydrochloride, tetrahydrocannabinol, methamphetamine (ice), ketamine hydrochloride (K powder), morphine hydrochloride, papaverine, ecstasy, dulantin and other common drugs on the market, and new samples can be added in system if needed.
Sensitivity	Pg level
Analysis time	3-10s
Start Time	≤ 13 min
False alarm rate	≤ 1 %
Language	English/Chinese
database	The open database can be updated at any time.
Sampling method	wipe sampling with test paper; Sniffing sample of trace particles optional
Detection target types	Both explosives and drugs
Mixture detection	It has the function of principal component detection and the mode of mixture component detection.
Alarm method	With sound, light, character lamp alarm display, alarm mode selection switch, optional sound and light alarm, or hidden alarm mode
weight	Less than 4.0 Kg
size	470 mm (width) × 170 mm (length) × 200 mm (height)
battery	Working time > 2 hours, standby time > 12 hours
power supply	Adapter: AC110V/220V AC, 50-60Hz
adapter	Output 19V/10.5A
Working/storage temperature	-20 °C to 50 °C
Working/storage humidity	<95 %
working pressure	60 kPa - 106 kPa

Model	ISD-SL300T
Image	
Technology	Ultra wideband pulse microwave reflection method; heat conduction technology
Detectable liquid	More than 40 kinds of inflammable and explosive liquids, including gasoline, kerosene, diesel, ether, isopropyl ether, ligroine, acetonitrile, ethylene glycol, nitrobenzene, propylene oxide, heptane, turpentine, acetone, benzene, methylbenzene.
Detection and analysis time	Less than 2s for non-metal container, less than 6s for metal container
Detectable container material	Plastic, glass, ceramics, aluminum cans, iron cans
Detectable container size	Minimum height: 6 cm (2.36") Minimum volume: 100 ml
Alarm method	Visual, audible and LED display
Storage	Stores more than 10,00000 detection results and exports data via USB interface
Dimension (W × H × D)	400 mm × 330 mm × 185 mm (157.48" × 129.92" × 72.83")
Weight	≤5 kg (11.02 lb)
Maximum power consumption	< 50 W
Display	Self-luminous LED screen
Language	Language: English
Working temperature/humidity	Temperature: -10 °C to 45 °C (14 °F to 131 °F) Humidity: 0 % to 90 %
Working voltage	Input: 100 VAC to 240 VAC, 50 to 60 Hz Output: 5 V/2.1 A
Atmospheric Pressure	86 kPa to 106 kPa

Model	NP-SD100
Image	
Alarm	Sound & Light
Load bearing	300 KG
Net Weight	1.7 KG
Size	396 mmL × 295 mmW × 95 mmH
Power	12V DC
Current	110 mA
Working Power rate	≤2 W
Standby power rate	≤1 W
Working temperature	-5 °C to 50 °C
Packing weight	5.7 KG
Metal coin D=25mm	<35 mm
USB flash disk	<20 mm
No. 8 detonator	<30 mm
Knife	<100 mm
Lighter	<25 mm
Bullet head	<25 mm
5AA battery	<60 mm
Utility knife	<50 mm

Model	NP-SH100
Image	
Power Supply	Standard 9 V (6F22) battery
Operating frequency	25 kHz
Operating Voltage	9 V (6F22)
Drop-proof	1 m
Working Temperature	-20 °C to 55 °C
Dimension (W × H × D)	410 × 45 × 85 mm
Weight	400 g (without battery)
Accessories	Rechargeable battery, Charger

Model	FBG-2-320-SP00
Image	
Ball Inner Diameter	750 mm
Tank Mouth Diameter	320 mm
Explosion-proof Capability	2 Kg TNT Equivalent Weight
Cover open time	≤30 S
Total Weight	680 Kg
Dimension	1100 mm (depth) x 920 mm (width) x 950 mm (height)
Dust-proof cover	Included
Holding net	Included



Hikvision Headquarters

No.555 Qianmo Road, Binjiang District, Hangzhou 310051, China
T +86-571-8807-5998
Business: overseasbusiness@hikvision.com
Technical Support: support@hikvision.com

Hikvision Australia
T +61-2-8599-4233
salesau@hikvision.com

Hikvision Azerbaijan
T +994 50 369 81 57
Azerbaijan.CATC@hikvision.com

Hikvision Brazil
T +55-11-3318-0050
Latam.support@hikvision.com

Hikvision Canada
T +1-866-200-6690
sales.canada@hikvision.com

Hikvision Colombia
sales.colombia@hikvision.com

Hikvision Czech
T +420 29 6182640
info.cz@hikvision.com

Hikvision Egypt
T +20223066117
sales.eg@hikvision.com

Hikvision Europe
T +31 23 5542770
sales.eu@hikvision.com

Hikvision France
T +33(0)1 85 330 450
info.fr@hikvision.com

Hikvision Germany
sales.dach@hikvision.com

Hikvision Hong Kong , China
sales.hk@hikvision.com

Hikvision Hungary KFT
info.hu@hikvision.com

Hikvision India
T +91-22-6855 9944
sales@pramahikvision.com

Hikvision Indonesia
T +6221 2933 9366
Sales.Indonesia@hikvision.com

Hikvision Israel
T +972 79 5555590
sales.israel@hikvision.com

Hikvision Italy
T +39 0438 6902
info.it@hikvision.com

Hikvision Kazakhstan
T +7 (727) 291-75-88
support@hikvision.kz

Hikvision Kenya
wangchengbin@hikvision.com

Hikvision Korea
T +82-1661-8138
sales.korea@hikvision.com

Hikvision Malaysia
T +60327224000
sales.my@hikvision.com

Hikvision Mexico
T +52 55 2624 0110
sales.mexico@hikvision.com

Hikvision New Zealand
T 09 217 3127
salesnz@hikvision.com

Hikvision New Panama
Sales.centralamerica
@hikvision.com

Hikvision Pakistan
T +92-2135147526
support.pk@hikvision.com

Hikvision Philippines
support.ph@hikvision.com

Hikvision Poland
T +48 22 460 01 50
info.pl@hikvision.com

Hikvision Russia
T +7-495-669-67-99
saleru@hikvision.com

Hikvision Romania
marketing.ro@hikvision.com

Hikvision Singapore
T +65 6684 4718
sg@hikvision.com

Hikvision South Africa
T +27 877018113
sale.africa@hikvision.com

Hikvision Spain
T +34 91 737 16 55
info.es@hikvision.com

Hikvision Tashkent
T +99-87-1238-9438
uzb@hikvision.ru

Hikvision Thailand
sales.thailand@hikvision.com

Hikvision Turkey
T +90 216 521 70 70
support.tr@hikvision.com

Hikvision UAE
T +971-4-4432090
salesme@hikvision.com

Hikvision UK & Ireland
T +44(0)1628 902 140
info.uk@hikvision.com

Hikvision Uzbekistan
T +998-71-233-55-50
uzbekistan@hikvision.com

Hikvision USA
T +1-909-895-0400
sales.usa@hikvision.com

Hikvision Vietnam
T +84 24 7300 7586
sale.vn@hikvision.com

Follow us on social media to get the latest product and solution information

Hikvision HikvisionHQ HikvisionOverseas Hikvision HikvisionHQ Hikvision Corporate Channel

HIKVISION®

PRODUCT QUICK GUIDE

NON-CCTV PRODUCTS

VIDEO INTERCOM, ACCESS CONTROL, SPEED GATE AND TURNSTILE,
SECURITY ALARM AND INTELLIGENT SECURITY INSPECTION

January-June 2023

Distributed by



Follow us on social media to get the latest product
and solution information



Hikvision



HikvisionOverseas



HikvisionHQ



Hikvision



HikvisionHQ



Hikvision Corporate Channel



www.hikvision.com

HIKVISION[®]